

Automotive Tools & Equipment

Contents

IMPACT WRENCHES	2 - 3
IMPACT SOCKETS	4
AIR TOOLS	5 - 6
AIR COMPRESSORS & ACCESSORIES	7 - 9
AIR HOSE & ACCESSORIES	10 - 11
NITROGEN GENERATION	12
AIR CONDITIONING SERVICE	13
FLUID SERVICE	14 - 17
DIAGNOSTICS & ELECTRICAL	18
TPMS TOOLS & ACCESSORIES	19 - 20
TIRE CHANGERS & ACCESSORIES	21 - 24
MOTORCYCLE TIRE CHANGERS & BALANCERS	25
WHEEL BALANCERS & ACCESSORIES	26 - 29
TIRE VALVES	30
TIRE REPAIR & SERVICE	31 - 32
WHEEL SERVICE TOOLS	33
TRUCK/HD TIRE SERVICE	34 - 37
LIFTING EQUIPMENT - PORTABLE	38 - 41
VEHICLE LIFTS	42 - 45
ALIGNMENT SYSTEMS & ACCESSORIES	46
TIRE STORAGE & HANDLING	47
MISCELLANEOUS SHOP NECESSITIES	48 - 51

231HA-2 IMPACT WRENCH

- 1/2" Square Drive, 2" Anvil, 470 (F) - 590 (R) ft lbs
- **Standard anvil (231HA) also available**
- The 231HA has set the standard for Impactool™ performance for over three decades. Refined engineering and design have perfected performance and made the 231HA one of the most popular tire service Impactools™ ever
- Pressure-fed lubrication system
- Adjustable power regulation
- Handle exhaust



7733-2 IMPACT WRENCH

- 1/2" Square Drive, 2" Anvil, 550 ft lbs
- **Standard anvil (7733) also available**
- Patented clutch provides smooth operation and extreme durability
- Comfort and control with new ergonomic grip and trigger
- For general automotive service, body shop, farm and light truck work
- Handle exhaust



7748-2 IMPACT WRENCH

- 1/2" Square Drive, 2" Anvil, 580 (F) - 920 (R) ft lbs
- **Standard anvil (7748) also available**
- Side to side forward / reverse control for easy one hand operation
- Lightweight composite housing
- Teasing throttle for easy bolt starting
- Twin hammer clutch
- Handle exhaust



PROTECTIVE TOOL COVER

- Ingersoll Rand protective tool boots absorb vibration and protect your tool from dirt, grime, wear & tear, and accidental external damage
- **231-BOOT fits IR models: 231C - 231HA - 231HA-2**
- **2135-BOOT fits IR 2135 series**
- **Boots available for most models**



SOCKET RETAINER SETS

- Includes steel retaining ring and o-ring
- Available for all 1/2" & 3/8" pneumatic impacts



2135TI-2MAX IMPACT WRENCH

- 1/2" Square Drive, 2" Anvil, 650 (F) - 780 (R) ft lbs
- **Standard anvil (2135TI-MAX) also available**
- The 2135Ti-2 set the standard for performance with the best power to weight ratio on the market
- MAX Reliability - designed to last and backed by a two year limited warranty
- Handle exhaust



2135QTI-2MAX IMPACT WRENCH

- 1/2" Square Drive, 2" Anvil, 650 (F) - 780 (R) ft lbs
- **Standard anvil (2135QTI-MAX) also available**
- Same great performance as the 2135TI-MAX - but quieter - at a sound level of only 86dBA



W7250 CORDLESS ELECTRIC IMPACT

- 1/2" Square Drive, 2" Anvil, 780 (R) ft lbs
- **Standard anvil (W7150) also available**
- Impact kits include an impact, a charger and your choice of either 1 or 2 Lithium Ion batteries (20 volt)
- Full line of tools available using the same batteries and charger



231C IMPACT WRENCH

- 1/2" Square Drive, 600 ft lbs
- Classic design all around use impact, continuously refined since it's introduction over 25 years ago
- Pressure-fed lubrication system
- Adjustable power regulation
- Forward exhaust



212 IMPACT WRENCH

- 3/8" Square Drive, 180 ft lbs
- Single hammer impact mechanism
- Pistol-style yet extremely compact and lightweight
- Handle exhaust



2115TI-MAX IMPACT WRENCH

- 3/8" Square Drive, 300 ft lbs
- Brings IR-Ti series power and light weight to the 3/8" impact category
- Handle exhaust



Model	Drive (in)	Max. Torque (ft lbs) @ 90psi (reverse)	Free Speed (rpm)	Actual Air Consumption @ Load (cfm)	Sound Level (dBA)	Sound Power (dBA)	Weight (lbs)	Min. Hose Size (in)
231HA-2	1/2	590	8000	22	94	105	6.1	3/8
7733-2	1/2	550	6900	19	96	107	5.9	3/8
7748-2	1/2	920	8200	21	93	104	4.9	3/8
2135TI-2MAX	1/2	780	9800	24	109	120	4.4	3/8
2135QTI-2MAX	1/2	780	9800	24	86	97	4.5	3/8
W7250	1/2	780	1900	n/a	89	100	6.9	n/a
231C	1/2	600	8000	22	99	110	5.8	3/8
212	3/8	180	10000	11	98	111	2.9	3/8
2115TI-MAX	3/8	300	15000	17	97	108	2.5	3/8

261 IMPACT WRENCH

- 3/4" Square Drive, 1100 ft lbs
- **3" (261-3) and 6" (261-6) anvils also available**
- Combines compact size at only 8.8" long with high output, which makes it perfect for everything from spring work to pinion nut and track pad removal and major engine teardowns
- Jumbo hammer mechanism
- Pressure-fed lubrication system for trouble-free performance and longer life



285B-6 IMPACT WRENCH

- 1" Square Drive, 6" Anvil, 1475 ft lbs
- **Standard anvil (285B) and 6" spline drive (285BS-6) also available**
- Integral 360° swivel inlet makes kinked hoses a thing of the past
- High efficiency, 6-vane air motor — 3-position power regulator
- Fast Torque - Delivers 1000 ft lbs in 2 seconds
- Bottom exhaust
- Includes protective boot kit



2145Qi-MAX IMPACT WRENCH

- 3/4" Square Drive, 1350 ft lbs
- **3" (2145Qi-MAX-3) and 6" (2145Qi-MAX-6) anvils also available**
- Improves on the 2141 with more torque and a more efficient air motor
- Great maneuverability for tight, awkward spaces



7778B-6 IMPACT WRENCH

- 1" Square Drive, 6" Anvil, 2140 ft lbs
- **Standard anvil (7778B) and 6" spline drive anvil (7778BSP-6) also available**
- High performance clutch provides longer life under tough conditions
- High-efficiency motor for maximum performance
- Bottom exhaust directs exhaust way from the operator
- Three position power regulator with directional control



7763 IMPACT WRENCH

- 3/4" Square Drive, 1200 ft lbs
- **6" anvil (7763-6) also available**
- Twin hammer clutch for power and durability



7780-6 IMPACT WRENCH

- 1" Square Drive, 6" Anvil, 1700 ft lbs
- **Standard anvil (7780) also available**
- Aluminum and composite construction makes it lightweight at only 17 lbs
- Convenient power and reverse controls
- Oil bath twin hammer mechanism
- Integrated protective boot
- Double stage trigger



259 IMPACT WRENCH

- 3/4" Square Drive, 1050 ft lbs
- Lightest non-composite housing 3/4" drive unit at 8.8 lbs
- Rocking dog impact mechanism
- Handle exhaust
- **Full power thru 3/8" air line - no need to upgrade to 1/2" line**



2190Ti-6 IMPACT WRENCH

- 1" Square Drive, 6" Anvil, 1650 ft lbs
- **Standard anvil (2190Ti) also available**
- Designed specifically for high volume fleet service, the chainsaw-grip handle provides comfortable control to the operator
- At 15.5 lbs, it is the lightest extended anvil 1" drive unit available
- Robust anvil bushing provides long life under heavy shop usage



SOCKET RETAINER SETS

- Includes steel retaining ring and o-ring
- Available for all 3/4" & 1" pneumatic impacts



Model	Drive (in)	Max. Torque (ft lbs) @ 90psi (reverse)	Free Speed (rpm)	Actual Air Consumption @ load (cfm)	Sound Level (dBA)	Sound Power (dBA)	Weight (lbs)	Min. Hose Size (in)
261	3/4	1100	5500	38	98	109	12.4	1/2
2145Qi-MAX	3/4	1350	7000	32	91	102	7.4	1/2
7763	3/4	1200	6300	30	96	107	11.6	1/2
259	3/4	1050	6000	30	92	103	8.8	3/8
285B-6	1	1475	5000	37	103	114	27.8	1/2
7778B-6	1	2140	5160	41	100	111	25.5	1/2
7780-6	1	1700	5000	50	94	105	17.0	1/2
2190Ti-6	1	1650	6800	58	104	117	15.5	1/2

Complete Line of Ingersoll Rand and Chicago Pneumatic available



Model	Drive (in)	Pieces	Type	Socket Set Contents
SS3012	3/8	12 pc	SAE	5/16"-3/8"-7/16"-1/2"-9/16"-5/8"-11/16"-3/4"-13/16"-7/8"-15/16"-1"
SS3012D	3/8	12 pc DEEP	SAE	5/16"-3/8"-7/16"-1/2"-9/16"-5/8"-11/16"-3/4"-13/16"-7/8"-15/16"-1"
SS3113	3/8	13 pc	METRIC	7-8-9-10-11-12-13-14-15-16-17-18-19
SS3113D	3/8	13 pc DEEP	METRIC	7-8-9-10-11-12-13-14-15-16-17-18-19
SS4013	1/2	13 pc	SAE	7/16"-1/2"-9/16"-5/8"-11/16"-3/4"-13/16"-7/8"-15/16"-1"-1.1/16"-1.1/8"-1.1/4"
SS4013D	1/2	13 pc DEEP	SAE	7/16"-1/2"-9/16"-5/8"-11/16"-3/4"-13/16"-7/8"-15/16"-1"-1.1/16"-1.1/8"-1.1/4"
SS4114	1/2	14 pc	METRIC	10-11-12-13-14-15-16-17-18-19-21-22-26-27
SS4114D	1/2	14 pc DEEP	METRIC	10-11-12-13-14-15-16-17-18-19-21-22-26-27
SS6014	3/4	14 pc	SAE	3/4"-13/16"-7/8"-15/16"-1"-1.1/16"-1.1/8"-1.3/16"-1.1/4"-1.5/16"-1.3/8"-1.7/16"-1.1/2"-1.5/8"
SS6014D	3/4	14 pc DEEP	SAE	3/4"-13/16"-7/8"-15/16"-1"-1.1/16"-1.1/8"-1.3/16"-1.1/4"-1.5/16"-1.3/8"-1.7/16"-1.1/2"-1.5/8"
SS808	1	8 pc	SAE	7/8"-15/16"-1"-1.1/16"-1.1/8"-1.3/16"-1.1/4"-1.1/2"
SS808D	1	8 pc DEEP	SAE	7/8"-15/16"-1"-1.1/16"-1.1/8"-1.3/16"-1.1/4"-1.1/2"
SS818	1	8 pc	METRIC	27-30-32-33-35-36-38-41
SS818D	1	8 pc DEEP	METRIC	27-30-32-33-35-36-38-41
SS8205WS	1	5 pc TRUCK	M / SAE	DP 33mm -1.1/2"-13/16" Sq- DP TW 1.1/8"-1.1/4"
SS8210HDW	1	10 pc TRUCK	M / SAE	DP 33mm -1"-1.3/16"-1.1/2" Spl-1.3/4"-13/16" Sq-15/16" Sq-DP TW 1.1/16"-1.1/8"-1.1/4"



SPECIALTY SOCKETS

Model	Description
S412x13FD	1/2" DR Standard Flip, 3/4" x 13/16" - Thinwall
S412x13FTW	1/2" DR Standard Flip, 3/4" x 13/16" - X-Thinwall
S414x15FTW	1/2" DR Standard Flip, 7/8" x 15/16" - Thinwall
S419x21MFD	1/2" DR Standard Flip, 19mm x 21mm - Thinwall
S419x21MFETW	1/2" DR Standard Flip, 19mm x 21mm - X-Thinwall
S824D	1" DR-1.1/2" Deep
S824x13BW	1" DR, Budd Wheel- 1.1/2" Hex 13/16" Square
S833MD	1" DR, 33mm Deep
S835MD	1" DR, 35mm Deep
S841MD	1" DR, 41mm Deep



7835 SOCKET SET

- 1/2" Drive, 5 pc set
- Features protective sleeves and internal plastic inserts that prevent scratching of wheels and decorative lug nuts
- Hollow design creates room for removing longer bolts by pushing out plastic insert
- Sizes Include: 17, 19, 21mm, 13/16" and 7/8"
- Blow molded case



116 AIR HAMMER

- For medium exhaust system, panel cutting, and general repair work
- Handles a range of cutting applications
- Longer life alloyed steel barrel and heat-treated piston
- Uses .401" diameter chisels

116K AIR HAMMER KIT

116 air hammer w/5 chisels



118MAX AIR HAMMER

- For exhaust work, bolt cutting and front end work
- Vibration reduced over 30% from standard hammers, with a 15% increase in impact force
- Includes quick change chisel retainer
- Uses .401" diameter chisels

118MAXK AIR HAMMER KIT

118MAX air hammer w/5 chisels & case



121/Q AIR HAMMER

- Make fast work of body panel crimping and cutting, bushing driving, shearing and general front end work
- Professional touch trigger for total control
- Long-life tool with a tough one piece alloy barrel
- Easy to maintain, with an "easy out" throttle valve assembly
- Uses .401" diameter chisels

121-K6 AIR HAMMER KIT

121/Q air hammer w/5 chisels & case



122MAX AIR HAMMER

- For medium exhaust system, panel cutting, and general repair work
- Vibration reduced over 30% from standard hammers, with a 15% increase in impact force
- Includes quick change chisel retainer
- Uses .401" diameter chisels

122MAXK AIR HAMMER KIT

122MAX air hammer w/5 chisels & case



Model	Blows Per Minute @ 90PSI	Stroke (in)	Air Consumption @ Load (cfm)	Sound Level (dBA)	Sound Power (dBA)	Weight (lbs)	Min. Hose Size (in)
116	3500	2.6	15	104	117	3.4	3/8
121/Q	3000	2.3	15	98	111	3.5	3/8
118MAX	2500	3.5	12	95	106	4.6	3/8
122MAX	3500	2.6	12	95	106	4.0	3/8




7802A / 7802RA AIR DRILL

- For general drilling and hole sawing jobs
- 3/8" industrial chuck
- Planetary gear reduction balances the load on bearings and gears for increased tool life
- Variable speed throttle
- **7802RA** - Same as 7802A, but reversible



7803A / 7803RA AIR DRILL

- For drilling, hole sawing, cylinder honing, and any other job that calls for a 1/2" chuck
- Includes ball and needle bearing construction & double reduction planetary gearing
- Auxiliary side handle
- **7803RA** - Same as 7803A, but reversible



7807R AIR DRILL

- For service work requiring a compact, low profile angle head
- Durable 3/8" Jacobs Multi-Craft chuck
- Reversible, with convenient control
- Comfortable lever throttle

Model	Chuck Capacity (in)	Rated HP	Free Speed (rpm)	Air Consumption @ Load (cfm)	Sound Level (dBA)	Sound Power (dBA)	Weight (lbs)	Min. Hose Size (in)
7802A	3/8	.5	2000	20	83	94	2.4	3/8
7802RA	3/8	.5	2000	26	82	93	2.5	3/8
7803A	1/2	.5	500	21	83	94	3.2	3/8
7803RA	1/2	.5	500	27	83	94	3.3	3/8
7807R	3/8	.33	1800	17	84	95	2.5	3/8



327LS LOW SPEED TIRE BUFFER

- 3,000 rpm free speed
- Lever-style tease trigger with lock-off for easy operation and protection against accidental start-up
- Quick change chuck for easy buffing wheel change
- Exhaust hose directs air away from work area and operator
- Convenient hanger-keeps tool within easy reach



327 HIGH SPEED TIRE BUFFER

- 22,000 rpm free speed
- With a powerful 1/2 hp motor, the 327 will make quick work of patchwork and roughing up low areas for recapping, tire scuffing and cleaning tire moldings
- Lever throttle for easy operation
- Rear exhaust keeps air away from you and your work
- 3/8" Jacobs chuck



301B AIR ANGLE DIE GRINDER

- 20,000 rpm free speed
- For grinding, edge-breaking, deburring, porting, and polishing, wherever space is tight
- Compact, lightweight, easy to handle
- Self-locking throttle
- Ball bearing construction for durability
- Precision machined gearing delivers maximum power transfer
- 1/4" and 6mm collets included



105D2 / 105D3 AIR RATCHETS

- Excellent for body shop repair jobs and light duty work under the dashboard
- **105D2** - IR's smallest air ratchet, only 7.3" long
- **105D3** - Same specifications as the 105D2, but with 3/8" drive
- Lightweight, only 1.4 lbs
- 25 ft-lb maximum torque



107XPA / 1077XPA AIR RATCHETS

- Based on the industry's most popular ratchet, this series delivers an extra measure of durability with an advanced head design
- **107XPA** - 3/8" drive / **1077XPA** - 1/2" drive
- 54 ft-lb maximum torque
- Variable speed lever-style throttle
- 360° adjustable exhaust



109XPA / 1099XPA AIR RATCHETS

- Optimized gear ratio and airflow for extra performance, coupled with exceptional durability
- **109XPA** - 3/8" drive / **1099XPA** - 1/2" drive
- 76 ft-lb maximum torque
- Variable speed button throttle
- Exclusive IR TwinPawl Plus head design
- 360° adjustable exhaust

Model	Drive (in)	Max. Torque (ft-lb)	Free Speed (rpm)	Air Consumption @ Load (cfm)	Sound Level (dBA)	Sound Power (dBA)	Weight (lbs)	Min. Hose Size (in)
105-D2	1/4	25	250	18	82	93	1.4	3/8
105-D3	3/8	25	250	18	82	93	1.4	3/8
107XPA	3/8	54	160	19	94	105	2.75	3/8
1077XPA	1/2	54	160	19	94	105	2.75	3/8
109XPA	3/8	76	220	24	92	103	3.3	3/8
1099XPA	1/2	76	220	24	92	103	3.3	3/8



2015MAX / 2025MAX AIR IMPACT

- Offers the power of an impact (180 ft lbs - 7100 rpm free speed) with the reach and profile of a ratchet
- Head height of under 2", with forward/reverse controls away from the head for more clearance in tight spots
- Reactionless torque
- Lightweight and compact at 3.4 lbs and 13.1" long
- **2015MAX** - 3/8" drive / **2025MAX** - 1/2" drive



3445MAX AIR ANGLE GRINDER

- This 4 1/2" air angle grinder combines a unique motor controller for maximum speed under load, with a powerful 12,000 rpm / .88 hp motor to provide plenty of power for rust and material removal
- Rear exhaust with piped-away option
- Composite grip for improved comfort
- Locking lever with tease throttle
- Lightweight design
- Also available with a 5" disc as **345MAX**



125 AIR NEEDLE SCALER

- Ingersoll Rand needle scalers provide a great way to remove paint, rust, dirt and weld slag while not deforming the surface that they are cleaning. With nine different chisel styles available, Ingersoll Rand provides the tools and accessories needed for great surface preparation



TWO STAGE GASOLINE AIR COMPRESSORS

- Units ship dry, but include start up kit with required oil
- 30 gallon ASME tank
- 45" long x 22" wide
- Engines include an alternator for charging remote battery (battery not included)

Model	Engine	Pump Rpm	Cfm @ 175 psi
2475F14G	14 HP Kohler	1500	25.0
2475F13GH	13 HP Honda	1600	25.0



TWO STAGE GASOLINE AIR COMPRESSORS

- Elite units ship wet (ready to run), with an alternator and battery
- 30 gallon ASME tank
- 40" long x 18" wide tank
- Low pump speed = longer pump life
- CAS Elite reciprocating compressors also include:
 - Air cooled aftercooler
 - Auto tank drain
 - Rubber mounting pads
- 50 gallon tank option available - 40" long x 23" wide



Model	Engine	Pump Rpm	Cfm @ 175 psi
GH-13-30-E	13 HP Honda	807	23.0
GK-14-30-E	14 HP Kohler	850	25.0
GH-18-30-E *	18 HP Honda	794	35.0
GK-18-30-E *	18 HP Kohler	794	35.0

* Remote fuel tank required - not included



ROTARY SCREW AIR COMPRESSORS

- Elite units ship wet (ready to run), with an alternator and battery
- 30 gallon ASME tank
- 40" long x 18" wide tank
- CAS Elite rotary screw compressors also include:
 - Air cooled aftercooler
 - Auto tank drain
 - Rubber mounting pads
 - Low oil shutdown
 - High temp shutdown
 - High pressure shutdown
- 50 gallon tank option available - 40" long x 23" wide



Model	Engine	Pump Rpm	Cfm @150 psi
RGK-14-30-E	14 HP Kohler	3000	30.0
RGH-13-30-E	13 HP Honda	3000	28.0
RGK-18-30-E *	18 HP Kohler	3600	39.0
RGH-18-30-E *	18 HP Honda	3600	39.0
RDK-17-30-E *	17 HP Kohler Diesel	3600	39.0

* Remote fuel tank required - not included



TWO STAGE RECIPROCATING

- Elite units ship wet (ready to run)
- Starter mounted and wired
- All CAS Elite units include:
 - Air cooled aftercooler (**except 5 hp**)
 - Low oil level warning light
 - Automatic tank drain
 - Rubber mounting pads



TWO STAGE RECIPROCATING

- Units ship dry, but include start-up kit
- Starter mounted and wired
- Packaged units (FP) include:
 - Air cooled aftercooler
 - Low oil level cut-off switch
 - Automatic tank drain (110V)



Model	Motor HP	Pump Rpm	Cfm @175 psi	Tank Size / Type	220 Volt Power
5-E-80-E	5	792	18	80 Gal Horiz / Vert	1 or 3 ph
7-E-80-E	7.5	894	24	80 Gal Horiz / Vert	1 or 3 ph
7-E-80-E+	7.5	612	28	80 Gal Horiz / Vert	1 or 3 ph
7-E-120V-E+	7.5	612	28	120 Gal Vert	1 or 3 ph
10-E3-120H-E	10	794	35	120 Gal Horiz	3 ph only
10-E3-120V-E	10	794	35	120 Gal Vert	3 ph only
15-E3-120H-E	15	885	40	120 Gal Horiz	3 ph only
15-E3-120H-E+	15	950	53	120 Gal Horiz	3 ph only

Model	Motor HP	Pump Rpm	Cfm @175 psi	Tank Size / Type	220 Volt Power
2475N5	5	1040	17	80 Gal Vert	1 or 3 ph
2475N7.5	7.5	1500	24	80 Gal Vert	1 or 3 ph
2545E10V	10	1050	35	120 Gal Horiz	3 ph only
2545K10V	10	1050	35	120 Gal Vert	3 ph only
7100E15V	15	1100	50	120 Gal Horiz	3 ph only
2475N5 FP	5	1040	17	80 Gal Vert	1 or 3 ph
2475N7.5 FP	7.5	1500	24	80 Gal Vert	1 or 3 ph
2545E10V FP	10	1050	35	120 Gal Horiz	3 ph only
2545K10V FP	10	1050	35	120 Gal Vert	3 ph only
7100E15 FP	15	1100	50	120 Gal Horiz	3 ph only

Air inlet muffler (ISX1) - Reduces unit noise by 10dBA
 1 required for 5 and 7.5 HP, 2 required for 10 and 15 HP

Fully packaged 10 HP units do not include the low oil level cut-off switch - this must be ordered separately as kit # 2210-2388 and installed on site

REFRIGERATED AIR DRYERS



- Removes moisture and protects tools & equipment
- Use with packaged compressors with air cooled aftercooler – for non-packaged units, add 25% capacity to dryer
- 110V Power



CAS Model	Cfm Rating	IR Model	Cfm Rating
HG25	25	D42IN	25
HG35	35	D54IN	32
HG50	50	D72IN	42
HGE75	75	D108IN	64
HGE100	100	D144IN	85
HGE125	135	D180IN	106



ROTARY SCREW

- Designed for high use applications - 100% duty cycle
- Units ship wet (ready to run)
- Starter mounted and wired
- All units include:
 - Air/oil cooler
 - Timed shutdown
 - Automatic tank drain
 - Rubber mounting pads
- Standard factory pressure setting is 150 psi, but units may be ordered with pressure set in the 100 to 175 psi range
- Enclosed (quiet) units also available with the same basic features



ENCLOSED ROTARY SCREWS - CAS / IR / CP

- All units shipped wet (ready to run)
- Starter mounted and wired
- Tank mounted sound enclosure
- Base models are compressor and tank only; packaged units include integrated air dryer



Model	Motor HP	Cfm @ 150 psi	Tank Size / Type	220 Volt Power
R5-E-80	5	16	80 Gal Horiz / Vert	1 or 3 ph
R7-E-80	7.5	26	80 Gal Horiz / Vert	1 or 3 ph
R10-E-80	10	38	80 Gal Horiz / Vert	3 ph only
R10-E-120	10	38	120 Gal Horiz / Vert	3 ph only
R15-E-120	15	55	120 Gal Horiz / Vert	3 ph only

Base Model	Packaged Model	Motor HP	Cfm @150 psi	220 Volt Power	dBA
RS5ENC	RS5ENC-CRD	5	16	1 or 3 ph	64
RS7ENC	RS7ENC-CRD	7.5	26	1 or 3 ph	64
RS103ENC	RS10ENC-CRD	10	38	3 ph only	64
RS153ENC	RS15ENC-CRD	15	55	3 ph only	68

80 gallon horizontal tanks are standard, 120 gallon available
Standard pressure setting is 150 psi, may be ordered from 100-175 psi



Base Model	Packaged Model	Motor HP	Cfm @150 psi	220 Volt Power	dBA
RS5	RSTAS5	5	16	1 or 3 ph	65
RS7.5	RSTAS7.5	7.5	25	1 or 3 ph	65
RS10	RSTAS10	10	34	3 ph only	68
RS15	RSTAS15	16	50	3 ph only	69

80 gallon horizontal tanks are standard, 120 gallon available
Factory pressure settings of 150 or 125 psi

Base Model	Packaged Model	Motor HP	Cfm @150 psi	220 Volt Power	dBA
QRS5.0HP	QRS5.0HPD	5	17	1 or 3 ph	62
QRS7.5HP	QRS7.5HPD	7.5	21	1 or 3 ph	64
QRS10HP	QRS10HPD	10	33	3 ph only	66
QRS15HP	QRS15HPD	15	47	3 ph only	68

60 gallon horizontal tanks on 5 & 7.5 units, 120 gallon on 10 & 15 hp units
Factory pressure setting of 150psi (125 psi available on 10 & 15 hp units)

AIR HOSE COUPLERS & NIPPLES

TRU-FLATE

1/4" Male Coupler				1/4" Male Nipple				1/4" Female Coupler				1/4" Female Nipple			
Rema	2121	Milton	786	Rema	2221	Milton	783	Rema	2122	Milton	785	Rema	2222	Milton	784
G31	17-336	Tru-Flate	13-124	G31	17-224	Tru-Flate	12-124	G31	17-326	Tru-Flate	13-134	G31	17-234	Tru-Flate	12-124
Amflo	C-1	Schrader	3503	Amflo	CP-1	Schrader	3506	Amflo	C-2	Schrader	3504	Amflo	CP-2	Schrader	3507
Dill	D-12	NAPA	90-610	Dill	D-2C	NAPA	90-624	Dill	D-13	NAPA	90-600	Dill	D-3C	NAPA	90-626

ARO

1/2" Male Coupler				1/2" Male Nipple				1/2" Female Coupler				1/2" Female Nipple			
Rema	2155	Milton	1816	Rema	2255	Milton	1817	Rema	2156	Milton	1815	Rema	2256	Milton	1818
G31	17-364	Tru-Flate	13-705	G31	17-263	Tru-Flate	12-704	G31	17-363	Tru-Flate	13-712	G31	17-264	Tru-Flate	12-712
Amflo	C-9	Schrader	3511	Amflo	CP-9	Schrader	3513	Amflo	C-10	Schrader	3512	Amflo	CP-10	Schrader	3514
Dill	D-16	NAPA	90-664	Dill	D-2F	NAPA	90-666	Dill	D-17	NAPA	90-662	Dill	D-3F	NAPA	90-668

INDUSTRIAL

1/4" Male Coupler				1/4" Male Nipple				1/4" Female Coupler				1/4" Female Nipple			
Rema	2131	Milton	776	Rema	2231	Milton	777	Rema	2132	Milton	775	Rema	2232	Milton	778
G31	17-347	Tru-Flate	13-324	G31	17-221	Tru-Flate	12-324	G31	17-342	Tru-Flate	13-334	G31	17-231	Tru-Flate	12-334
Amflo	C-37	Schrader	3525	Amflo	CP-37	Schrader	3529	Amflo	C-38	Schrader	3526	Amflo	CP-38	Schrader	3530
Dill	---	NAPA	90-614	Dill	8891	NAPA	90-618	Dill	8888	NAPA	90-612	Dill	8889	NAPA	90-620

LINCOLN

1/4" Male Coupler				1/4" Male Nipple				1/4" Female Coupler				1/4" Female Nipple			
Rema	2139	Milton	716	Rema	2239	Milton	727	Rema	2140	Milton	715	Rema	2240	Milton	728
G31	17-332	Tru-Flate	13-224	G31	17-222	Tru-Flate	12-224	G31	17-322	Tru-Flate	13-234	G31	17-232	Tru-Flate	12-234
Amflo	C-21	Schrader	5141-12	Amflo	CP-21	Schrader	5138-11	Amflo	C-20	Schrader	5142-12	Amflo	CP-20	Schrader	5139-11
Dill	103	NAPA	90-672	Dill	110	NAPA	90-674	Dill	102	NAPA	90-670	Dill	109	NAPA	90-676

1/4" Male Coupler				1/4" Male Nipple				1/4" Female Coupler				1/4" Female Nipple			
Rema	2135	Milton	794	Rema	2235	Milton	791	Rema	2136	Milton	790	Rema	2236	Milton	792
G31	17-313	Tru-Flate	13-424	G31	17-212	Tru-Flate	12-424	G31	17-312	Tru-Flate	13-434	G31	17-213	Tru-Flate	12-434
Amflo	C-27	Schrader	3527	Amflo	CP-27	Schrader	3531	Amflo	C-28	Schrader	3528	Amflo	CP-28	Schrader	3532
Dill	---	NAPA	90-645	Dill	126	NAPA	90-648	Dill	123	NAPA	90-644	Dill	125	NAPA	90-6

UNIVERSAL COUPLER

- One coupler fits 1/4" Tru-Flate, ARO, and Industrial nipples
- 250 psi max working pressure
- Brass construction
- **C60:** 1/4" NPT female thread
- **C61:** 1/4" NPT male thread



INDUSTRIAL SAFELINE COUPLER

- Two step disconnect procedure shuts off air supply, and releases downstream air before nipple can be removed from coupler - preventing hose whip
- 230 psi max working pressure
- Aluminum / steel construction
- Connects to standard Industrial nipples
- **17-322S:** 1/4" NPT female thread
- **17-332S:** 1/4" NPT male thread



2124 RING SLEEVE COUPLER

- 1/4" female Tru-Flate style
- 300 psi max working pressure
- Steel construction



AIR HOSE REELS

- Low pressure (300 psi) for air, water & antifreeze
- Powder coated steel construction
- Single side support
- **JD-3850:** 3/8" ID x 50'
- **JD-1250:** 1/2" ID x 50'



RUBBER AIR HOSE

- Heavy duty, non-kink, reinforced air hoses
- **3 sizes / lengths available:**
- **GYR3825:** 3/8" ID x 25' long, 1/4" NPT ends
- **GYR3850:** 3/8" ID x 50' long, 1/4" NPT ends
- **GYR1250:** 1/2" ID x 50' long, 1/2" NPT ends
- * 3/8" hoses may be either red or yellow



AIR HOSE REELS

- Low pressure (300 psi) for air, water & antifreeze
- Powder coated steel construction
- Single (SL) or dual (PL) side support
- **RH-33SL:** 3/8" ID x 33' Single side support
- **RH-50SL:** 3/8" ID x 50' Single side support
- **RH-50PL:** 3/8" ID x 50' Dual side support



INFLATOR GAUGES

Model	Description
101	Brass bar, 12" air hose, dual foot chuck, 10-120 lb
180	Sight glass, 12" air hose, dual foot chuck, 10-120 lb
17-870	Sight glass, 72" air hose, dual foot chuck, bleeder valve, 10-120 psi
I-415-6	Dial, 72" air hose, clip on chuck, bleeder valve, 4-140 psi
I-430-6	Dial, 72" air hose, dual foot tilt lock chuck, bleeder valve, 4-140 psi
I-450-6	Digital, 72" air hose, clip on chuck, bleeder valve, 0-150 psi



AIR GAUGES

Model	Description
17-1045BC	10-150 psi, dual foot straight-on (2 sided bar), black
17-1045C	10-150 psi, dual foot straight-on (2 sided bar), chrome
17-1313C	10-150 psi, dual foot (2 sided bar), chrome
17-909C	1-20 psi, pencil style
17-910C	10-50 psi, pencil style
17-911C	20-120 psi, pencil style
17-912C	10-75 psi, pencil style




AIR CHUCKS

Model	Description
17-6568BC	Dual foot straight-on tilt lock, closed - 1/4" NPT, black
17-6568C	Dual foot straight-on tilt lock, closed - 1/4" NPT, chrome
17-504	Straight type with clip, open - barbed
17-504C	Straight type with clip, closed - barbed
17-504F	Straight type with clip, open - 1/4" NPT
17-504FC	Straight type with clip, closed - 1/4" NPT



LARGE BORE ACCESSORIES

Model	Description
17-685	Air gauge, 10-150 psi, swivel foot (4 sided bar), chrome
17-687	Air chuck, lock-on type, long - 1/4" NPT



Why Nitrogen?

FACT: The air we breathe is 78% Nitrogen / 21% Oxygen / 1% Other, and includes many impurities. Nitrogen molecules are larger than oxygen molecules - they do not diffuse through tires as easily.

- Nitrogen filled tires will stay properly inflated longer than air filled tires.

BENEFIT: *Properly inflated tires enhance fuel economy & maintain safe driving conditions.*

- Nitrogen is an inert gas - it disperses heat more quickly than air. Nitrogen inflated tires will run cooler and age slower.

BENEFIT: *Cooler tires extend tread life and reduce tire failures.*

- The Nitrogen generation process filters the gas through 2 filters. Nitrogen in the storage tank is free of dirt, oil & water.

BENEFIT: *The clean dry gas slows internal tire & wheel oxidation.*

For years, Nitrogen has been used to fill tires of aircraft, race cars & mining / construction equipment. Nitrogen has long been known to be superior for tire inflation.



- Operates via compressed air, no electricity required
- Purity level adjustable from 95% to 99.9%
- 5 year warranty on membrane
- Utilizes a water separator and (1) filter for clean dry N2
- 5 years of free filters included with every unit (based on normal change interval of twice a year)



- Operates via compressed air, no electricity required
- Purity level adjustable from 95% to 99%
- Nitrogen via PSA technology - no membrane
- Twin inlet filters for clean dry N2
- Optional 30 gallon storage tank
- 3 year warranty

MOBILE GENERATORS W/AUTO INFLATOR

MODEL	485 / 475	685 / 675
N ² Output (95%)	4.0 cfm @ 150 psi	8.0 cfm @ 150 psi
N ² Output (98%)	2.2 cfm @ 150 psi	4.4 cfm @ 150 psi
Dims (D x W x H)	33" x 27" x 46"	33" x 27" x 46"
Weight	265 Lbs	285 Lbs

MOBILE GENERATORS W/AUTO INFLATOR

MODEL	E-135	E-160	E-170
N ² Output (95%)	3.0 cfm @ 100 psi	6.0 cfm @ 160 psi	13.5 cfm @ 160 psi
Dims (D x W x H)	23" x 18" x 50"	24" x 28" x 52"	24" x 28" x 52"
Weight	157 Lbs	320 Lbs	465 Lbs

Mobile units available with hose reels (485 / 685), or with standard hoses (475 / 675); 4 hose reels or 4 hoses included, up to 6 may be used at once. 30 gallon nitrogen storage tank included in all mobile units.

E-160 & E-170 Units include 4 hoses; up to 6 may be used at once. E-135 comes with 1 hose; also available without auto inflator as E-1135.

STATIONARY UNITS ALSO AVAILABLE WITH 60-240 GALLON TANKS AND OPTIONAL AUTO INFLATOR CART



P90 NITROGEN ANALYZER

- Handheld % analyzer with tire chuck, fitting & tube
- Confirm for your customer that he has nitrogen in his tires



637 NITROGEN ANALYZER

- Handheld % analyzer with tire chuck, fitting & tube
- Confirm for your customer that he has nitrogen in his tires



NVC Chrome Cap
Chrome plated plastic w/green N2 on end
(100 box)



NVC Green Cap
Green plastic w/rubber seal
(1,000 bx)



NVC Green O-Ring
Fits under standard cap to indicate nitrogen in tires
(1,000 bx)

**NITROGEN POINT OF SALE ITEMS
AVAILABLE FROM BOTH BRANICK AND NITROFILL
- BROCHURES, DECALS, BANNERS, ETC -**

CCST288 R134a RECOVERY MACHINE

- CLIMA/CS technology has been proven in use throughout the world for over 12 years
- Fully automatic operation
- Fast, efficient refrigerant recovery and recycling
- Fast liquid refrigerant transfer—1 lb per minute
- Large display provides menu-driven operation and service status - multilingual readout
- Intelli-a-Purge™ air-purge system
- Audible notification at end of service, filter and vacuum pump oil change
- Certified compliant with SAE J2788
- 110 VAC - 60 Hz
- 5 cfm vacuum pump
- Onboard 50 lb tank with IMO tank-full switch
- Dimensions: 41" H x 24" W x 22" D
- Weight: 198 lbs



CCST388

Adds a printer for service results

FR200: Replacement filter - must change every 150 lbs

RHS980 R134a RECOVERY MACHINE

- The ArcticPRO™ RHS® 980 fully complies with the new SAE J2788 standard and establishes a new productivity benchmark for all A/C refrigerant handling machines
- Fully automatic operation
- Machine monitors refrigerant level to let the user know when it is time to change the tank
- Automatic air purge
- Filter condition monitor – warns user of upcoming filter service
- 120VAC - 60 Hz
- 7 cfm vacuum pump
- Onboard 30 lb tank
- Dimensions: 50" H x 22" W x 34" D
- Weight: 255 lbs



RHS980H

Hybrid certified version of the RHS980

RHS980C

Adds a printer, 3 temperature sensors & system flush

360-82133-00: Replacement filter - must change every 150 lbs

3688 MANIFOLD SET

- Brass construction
- For R134a or R12 refrigerant
- 3 - 60" hoses
- Vibration free brass body gauges



16009 REFRIGERANT IDENTIFIER

- Verify purity of R134a to be recycled before removing from the customer vehicle - avoid contamination of your refrigerant recycling equipment
- Pass / Fail @ 95% purity
- Also notifies you when the system has excess air
- 12V DC power



34788 R134a RECOVERY MACHINE

- The Cool-Tech series recovers, recycles, evacuates, leak tests, and recharges R-134A quickly and accurately
- Fully automatic operation
- Certified compliant with SAE J2788
- Machine monitors refrigerant level to let the user know when it is time to change the tank
- Automatic air purge
- Automatic oil drain display reminds user to replace the correct amount of oil
- Adjustable vacuum time
- Filter condition monitor - when 2/3 life is gone, user is notified
- 115VAC - 60 Hz
- 3 cfm vacuum pump
- Onboard 30 lb tank
- Dimensions: 44" H x 34" W x 23" D
- Weight: 235 lbs



34288

Semi-automatic version

34788H

Hybrid certified version of the 34788

34988

Adds a printer, automatic oil / dye injection & system flush

34724: Replacement filter - must change every 150 lbs

13119: Vacuum pump oil - 16 oz



34724

34411-B REFRIGERANT DATABASE

- For use with Robinair 34988 / 34788 machines
- Plug in cards have refrigerant and oil charge capacity information for vehicles using R134a
- Contains data for vehicles thru 2009 model year



22791 INFRARED LEAK DETECTOR

- Senses CFC, HFC and HCFC blend refrigerants
- 3 sensitivity levels
- Automatically recalibrates in highly contaminated areas
- Rechargeable lithium battery
- Meets new SAE J2791 leak detection standard
- Comes with plastic storage case



332000A UV A/C LEAK DETECTION KIT

- Spotgun Jr. injection gun with R12 & R134a adapters
- Cordless UV-Phazer with (18) True-UV LEDs and "AA" size batteries
- 2 Universal A/C dye cartridges - 10 applications each
- Hybrid safe - SAE-J2297 certified & OEM approved dye
- UV enhancing glasses
- Dye cleaner
- Service stickers
- Services up to 20 vehicles
- **399020:** Replacement dye cartridges - pack of 4



COOLANT EXCHANGERS

- Coolant exchangers come in two basic styles, **PRESSURE** type and **VACUUM** type
- **PRESSURE** type exchanges a higher % of coolant (85 - 95%), but requires more time, and a radiator hose must be removed
- **VACUUM** type exchanges less coolant (50 - 60%), but is simpler and faster, and can be done thru the radiator fill cap
- Some machines can be used either way, depending on what is needed

MCX-1 / MCX-2



- Pressure Type
- Multiple Coolant Exchange (MCX) System for simple, rapid switching from traditional green antifreeze to Dex-Cool™ or others
- Comes with universal adapter kit
- Fluid tanks
 - New: 2 x 7.5 gallon
 - Waste: 15 gallon
- 12V DC power
- Dimensions: 45"H x 38"W x 22.5"D
- Shipping weight: 121 lbs
- **MCX-2:** All of the features of the MCX-1 plus:
 - Pressure test capability



75700



- Pressure Type
- 10 minute exchange process
- "Engine off" feature removes pulleys, belts, and fan blades from the safety equation
- Vacuum mode allows the technician to safely remove high pressure in a hot system
- System leak check
- Comes with universal adapter kit
- Fluid tanks
 - New: 2 x 7 gallon
 - Waste: 15 gallon
- Shop air powered (90-120 psi)
- Dimensions: 47"H x 26"W x 33"D
- Shipping weight: 180 lbs



RADC-VAC3

- Pressure / Vacuum Type
- Two machines in one - exchange fluid quickly with the vacuum process, or do a complete flush and exchange
- Cooling system pressure test capability
- Comes with universal adapter kit
- Fluid tanks
 - New: 2 x 7 gallon
 - Waste: 8 gallon
- 12V DC & shop air powered (90-120 psi)
- Dimensions: 52"H x 23"W x 27"D
- Shipping weight: 176 lbs



VACFILL3

- Vacuum Type
- Simple process drains and fills thru the radiator cap
- Comes with universal adapter kit
- Fluid tanks
 - New: 2 x 7 gallon
 - Waste: 8 gallon
- Shop air powered (90-120 psi)
- Dimensions: 48.5"H x 23"W x 27"D
- Shipping weight: 160 lbs

VCX II



- Vacuum Type
- Simple extraction and fill process - connect shop air, insert cone adapter, select process and go
- 2 models to choose from - VCX II-1, with 1 new fluid tank, and VCX II-4 with 3 new fluid tanks
- Comes with universal adapter kit
- Fluid tanks
 - VCX II-1: New: 5 gallon / Waste: 5 gallon
 - VCX II-4: New: 3 x 5 gallon / Waste: 5 gallon
- Shop air powered (90-120 psi)
- Dimensions
 - VCX II-1: 63"H x 28"W x 22.5"D
 - VCX II-4: 63"H x 28"W x 29"D
- Shipping weights:
 - VCX II-1: 130 lbs
 - VCX II-4: 200 lbs



VCX II-1

03070 ENGINE COOLANT TEST STRIPS

- For use with all engine coolants
- Lets the customer know the condition of his coolant
- Contains 70 test strips

POWER STEERING FLUID EXCHANGER

PSX2000



- Replaces up to 95% of the old power steering fluid in less than 8 minutes
- Clear hoses for visual confirmation of new and used fluid movement
- Dual pumps drain & refill power steering system through the system's reservoir
- Fluid tanks
 - New: 2 quart
 - Waste: 2 quart
- 12V DC power
- Dimensions: 20"H x 10.5"W x 9"D
- Shipping weight: 10 lbs



TRANSMISSION FLUID EXCHANGERS

ATX-2 / ATX-2PS2



- Fully automatic operation
- Exchanges fluid using the vehicle cooler lines
- Machine notifies user when process is complete
- Comes with cooler line adapter set*
- Fluid tanks
New: 6.5 gallon
Waste: 6.5 gallon
- 12V DC power
- Dimensions: 45"H x 28.8"W x 26.5"D
- Shipping weight: 158 lbs
- **ATX-2PS2:** Includes PSX-2 power steering flush unit



TS-410LCD



- Fully automatic operation
- Exchanges fluid using the vehicle cooler lines
- Large 2.5 gpm pump performs fast exchanges
- Four capacity selections (4,12,16 & 20 quart) allow for specified amounts of transmission fluid to be pumped through the transmission
- Comes with cooler line adapter set*
- Fluid tanks
New: 6 gallon
Waste: 6 gallon
- 12V DC power
- Dimensions: 39"H x 24.8"W x 25"D
- Shipping weight: 95 lbs



ATX-3



- Fully automatic operation
- **Exchanges fluid through the vehicle cooler lines or using the dipstick tube**
- Machine notifies user when process is complete
- Comes with cooler line adapter set*
- Fluid tanks
New: 6.5 gallon
Waste: 6.5 gallon
- 12V DC power
- Dimensions: 45"H x 28.8"W x 26.5"D
- Shipping weight: 164 lbs



TSD-450LCD



- Fully automatic operation
- **Exchanges fluid through the vehicle cooler lines or using the dipstick tube**
- Large 2.5 gpm pump performs fast exchanges
- Fully interactive LCD menu
- Selectable fluid quantity from 1-20 quarts
- Comes with cooler line adapter set*
- Fluid tanks
New: 6 gallon
Waste: 6 gallon
- 12V DC power
- Dimensions: 39"H x 24.8"W x 25"D
- Shipping weight: 95 lbs

92500



- Fully automatic operation
- **Exchanges fluid through the vehicle cooler lines, the dipstick tube, or a combination of the two**
- Top off feature - adds fluid in 1/10 quart increments
- Unit cannot be hooked up backwards
- Comes with cooler line adapter set*
- Fluid tanks
New: 8 gallon
Waste: 8.5 gallon
- 12V DC power
- Dimensions: 52"H x 33"W x 20"D
- Shipping weight: 158 lbs



PROMAX40



- Fully automatic operation
- Exchanges fluid using the vehicle cooler lines
- Large 2.5 gpm pump performs fast exchanges
- Fully interactive LCD menu
- Integrated battery tester
- Four capacity selections (4,12,16 & 20 quart) allow for specified amounts of transmission fluid to be pumped through the transmission
- **Includes both standard cooler line & Allison adapter sets***
- Fluid tanks
New: 10 gallon
Waste: 10 gallon
- 12V DC power
- Dimensions: 43"H x 23"W x 26"D
- Shipping weight: 140 lbs



03065 MULTI-FLUID TEST STRIPS

- For use with transmission, engine, differential, brake & power steering fluids
- Lets the customer know the condition of his fluids and whether it is time to get them changed
- Contains 100 test sheets; 6 tests per sheet

***Additional vehicle specific adapters available**

BRAKE FLUID EXCHANGERS

GAS CADDIES



BRAKEMATE

- Fully interactive control panel
- Ergonomically correct working height
- Comes with universal adapter kit
- Fluid tanks:
 - New: 7 quart
 - Waste: 20 quart
- 12V DC power
- Dimensions: 39"H x 17"W x 26"D
- Shipping weight: 70 lbs

BFX-2

- Fast, simple, and user-friendly - complete fluid exchange in only 5-10 minutes
- Comes with universal adapter kit
- Fluid tanks:
 - New: 4 quart
 - Waste: 20 quart
- 12V DC power
- Dimensions: 49"H x 20"W x 22"D
- Shipping weight: 120 lbs



PNEUMATIC OIL SYSTEMS

- Includes 3:1 pneumatic pump, drum cover, oil hose and oil delivery gun (drum not included)
- **JDOL-16:** For use with 16 gallon open end drums
- **JDOL-55:** For use with 55 gallon bung type drums
- **JDI-16B:** Optional caster base for 16 gallon drum (shown)
- Pneumatic pump alone available as **JDI-3615** (55 gal) or **JDI-3610** (16 gal)



JD-3900 OIL METERING GUN

- Lightweight meter gun measures motor oil, ATF, gear oil and other fluids
- Non-drip nozzle
- Measures in quarts
- Easy-to-read LCD display
- Includes flex spout



FC-25GC



- 25 gallon steel tank
- Heavy duty, UL listed cast iron pump with carbon vanes (rebuildable pump)
- Two-way operation for either siphoning or dispensing
- 1 gallon for every 12 revolutions
- 10" tires
- Fill level gauge
- Ground wire and clamp
- Weight: 95 lbs
- **Meets OSHA guidelines - UL listed and approved**



JDI-25GC-P1

- 25 gallon cross-linked polyethylene tank
- Heavy duty, UL listed cast iron pump with carbon vanes (rebuildable pump)
- Two-way operation for either siphoning or dispensing
- 1 gallon for every 12 revolutions
- 10" pneumatic tires allow for easy movement
- Includes grounded suction hose
- Weight: 60 lbs



JDL-16 PNEUMATIC GREASE SYSTEM

- For use with 120 lb drum
- Includes:
 - 50:1 pneumatic pump
 - Drum cover and follower plate
 - Output hose
 - Control handle with swivel
- System available with caster base as **JDL-16C**
- Systems also available for use with 35 & 400 lb drums



30A-PLUS CALCIUM PUMP

- Includes quick connects on hoses / calcium gun
- Brass valve
- No lubrication required
- Self priming to 18' suction lift
- Haltec 310 calcium gun



JDI-25HDC OIL DRAIN

- 25 gallon steel tank w/ 16" screened steel funnel
- For use on oils, coolants, and other non-flammable fluids
- Evacuates using shop air
- 6' discharge hose with quick disconnect
- "Auto-Check" technology: manual valve in the drain tube is replaced with an automatic unit that closes when air is applied to evacuate oil
- Locking drain tube extends 50" to 70"
- Built in sight tube
- Weight: 85 lbs



5200 OIL DRAIN

- 18 gallon steel tank w/ 15" steel funnel
- For use on oils, coolants, and other non-flammable fluids
- Evacuates using shop air
- 8' permanently attached discharge hose
- Locking drain tube extends 46" to 76"
- Weight: 57 lbs



JDI-5DCK OIL DRAIN

- 5 gallon steel tank w/14" poly funnel
- Wide caster base
- Weight: 20 lbs



8890 OIL DRAIN

- 24 gallon steel tank w/ 16" steel funnel and 24" funnel adapter
- For use on oils, coolants, and other non-flammable fluids
- Evacuates using shop air
- 6' discharge hose
- Locking drain tube extends 54" to 79"
- Weight: 82 lbs



JDI-6EV FLUID EVACUATOR

- Remove oil or other fluids from vehicles with vacuum
- 6 gallon steel tank
- 7' suction hose / 10' evacuation hose
- 5 suction probes / 3 dip stick tube adapters
- Self evacuating
- Weight: 45 lbs
- **JDI-6EV-DP:** Optional probe for differential service



JDI-17PLP OIL DRAIN

- 17 gallon low profile polyethylene tank - less than 8" high (49" long x 29.5" wide)
- Recessed drain valve to prevent damage
- Weight: 40 lbs
- **JDI-17PK:** Optional electric pump kit (110V / 5 gpm) for fluid evacuation, 8' hose included



- All pumps come with telescoping suction tube for use in 15-55 gallon drums

8070 ROTARY PUMP

- For petroleum based fluids (<50wt)
- Cast iron construction
- Output: 6-8 oz per turn

8075 ROTARY PUMP

- For water based fluids & antifreeze
- Polypropylene construction
- Output: 8 oz per turn

8071 ROTARY PUMP

- For petroleum based fluids (<50wt)
- Aluminum construction
- Output: 32 oz per turn

8080 LEVER PUMP

- For high viscosity petroleum based fluids (>50wt)
- Output: 10 oz per stroke

GENISYS SYSTEM TESTER

With almost every automotive system being electronically controlled, it is no longer an option to buy a system tester - you need it to be in business. The Genisys by OTC offers everything you need, and has the history & knowledge to back it up.

Genisys kits include:

- The latest Genisys operating system
- OBD II Smart cable
- Automated system test - one button system checkup
- Quick DTC scan
- The latest software for domestic and asian vehicles
- The latest airbag software
- Repair Trac Tech Tips and Fast Fixes to help diagnose problems
- A package of vehicle specific cables, as well as domestic OBD I cables*
- Plastic carrying case



*Does not include european specific cables or asian OBD I cables

For specific information on the capabilities of the software, see the OTC website:

<http://genisysotc.com/literature.php>

For a list of the latest versions of software available, see the OTC website:

<http://genisysotc.com/download.php>

Software also available to upgrade older units - or - you can trade your older unit in for a new one

TOTAL TECH™ EVAP SYSTEM LEAK TESTER

- Generates smoke using baby oil - eliminates the need for nitrogen when testing for leaks in evap systems
- Compact design hangs under the hood or chassis during testing
- Incorporates both a pressure gauge and flowmeter to allow leak testing by measuring pressure decay, or visually by leakage rate on the flowmeter
- Flow control valve to provide just enough smoke to find small leaks
- Durable construction - made from aluminum and stainless steel
- Comes with blow molded plastic case
- Made in USA
- **95-0011:** Universal filler neck adapter - Use with smoke machine on evap, fuel filler, radiator, crankcase or intake to quickly track down leaks



12 VOLT JUMPSTARTERS

- Built in chargers w/overcharge protection
- LEDs indicate battery condition
- 6295 also 24 volt capable



Model	Peak Output (Amps)	CCA	Power (AH - 12v)	Cables	Weight (lbs)
6255	1700	360	22	32" 4 AWG	22
6275	3400	720	44	66" 2 AWG	44
6295	3400	720	44	66" 2 AWG	44

BATTERY CHARGERS

- Heavy duty wheeled chargers
- Charge 6 and 12 volt batteries
- 12 volt engine crank assist



6030 HANDHELD TESTER

- Tests 12 volt batteries, starters & alternators
- 125 amp load capacity
- Digital meter
- 2 foot test leads



	6001A	6012	US18
UL CONTINUOUS RATING (Amps)	100 / 75	70 / 60	40 / 40 / 10
MFR. BOOST RATING (Amps)	625	500	330
UL CRANKING ASSIST RATING (Amps)	375	250	200
AC CORD (Length-ft / Gauge)	10' / 14-3	6' / 16-3	6' / 16-3
DC LEADS (Length-ft / Gauge)	8' / 4	6.5' / 6.5	6' / 6
CLAMP RATING (Amps)	500	400	400
SHIPPING DIMENSIONS (H" x W" x D")	26x16x14	23x19x16	24x15x14
WEIGHT (Lbs)	58	48	35



400SD



300SD w/optional OBD II connector (300SDC)



400SD Screen Shot

BARTEC TPMS TOOLS - QUICK FEATURE REFERENCE

Feature	400SD	300SDC	300SD
Activates and decodes all known sensors	x	x	x
Programs Schrader EZ-sensors	x	x	x
Software update via SD card or thru a PC	x	x	x
Free year of software updates	x	x	x
Printable audit reports	x	x	x
Vehicle make / model / year lookup	x	x	x
Sensor part number and service kit displayed	x	x	x
OBD II connectivity to vehicle ECU	x	x	
TPMS related trouble code detection thru OBD II	x	x	
Sensor relearn procedures viewable on screen	x		
Tire pressures for all 4 tires displayed at once	x		
Screen size	2.25" x 1.18"	1.12" x .62"	1.12" x .62"

All units come with a rechargeable battery, activation magnet for older vehicles and a carrying case

300SD TPMS TOOL

- Basic TPMS Tool to activate and decode standard sensors and program EZ-sensors
- Upgradeable with OBD II connectivity

300SDC TPMS TOOL

- 300SD + OBD II connection, which allows re-programming of cars that do not have the TPMS relearn feature in the ECU

400SD TPMS TOOL

- Covers everything TPMS - all the features of the 300SDC plus software that contains relearn procedures, and a larger screen to display more information at once

TPMS TOOL SOFTWARE UPDATES

- Available for a single year, 2 or 3 year package



EZ-SENSOR

- Programmable with the Bartec tools - 2 sensors replace 72% of the units required on cars in America; stock 2 numbers instead of hundreds
- **33000** - 315 MHz (Black)
- **33100** - 433 MHz (Gray)
- Comes complete with a rubber snap-in valve
- Aluminum valves (34000) also available in packages of 10 for applications that don't use snap-in valves
- Bulk packaging (12 units) available for both sensors
- Sensor starter kits available that include sensors and aluminum stems

COMPLETE LINE OF ORIGINAL EQUIPMENT TPMS SENSORS ALSO AVAILABLE CALL FOR SPECIFIC APPLICATION INFORMATION



SMART SENSOR PRO+ TPMSTOOL

- Tool programs blank Smart Sensors and activates standard sensors
- Software updates via the internet
- Free year of updates included with tool
- Rechargeable battery & carrying case
- **Promo bundle** - Buy 30 Sensors (27 - 315MHz & 3 - 433 MHz) get the tool free (1 promo bundle per customer)



SMART SENSOR

- Programmable with the Smart Sensor Pro+ tool
- 2 sensors can replace 95% of the units required on cars in America*
17-43013 - 315 MHz (Green)
17-43014 - 433 MHz (Brown)
 * Sensors all come with a bolt in aluminum stem, but stem/sensor assembly can be used to replace both snap-in stem and banded styles



TPMS SERVICE ASSORTMENTS

- **Domestic - 17-21305:** Service kits for GM, Ford & Chrysler - 145 kits, 100 TPMS valve cores, 200 TPMS valve caps, 1 valve core torque tool & application chart in a plastic case
- **Import - 17-21306:** Service kits for most popular Asian & European makes - 165 kits & application chart in a plastic case
- Each service kit also available in boxes of 10

Kit #	Qty	Application
17-20006AK	10	GMC, Hummer & Isuzu
17-20008	20	Rubber snap-in TPMS stem
17-20012AK	10	Prowler & Corvette
17-20013AK	20	Chrysler, Dodge & Jeep
17-20015AK	10	GM w/TRW clamp-in sensor
17-20028AK	20	Chrysler, Dodge & Mitsubishi
17-20096AK	10	Ford
17-20107AK	20	GM
17-20198AK	5	Dodge Sprinter
17-20201AK	20	Chrysler
17-173	1	Valve core torque tool
17-490T	100	TPMS valve cores, nickel plated
17-492L-1	100	Long black TPMS cap
17-492T-1	100	Gray TPMS cap

Kit #	Qty	Application
17-20005AK	10	Nissan
17-20007AK	10	Nissan & Infiniti
17-20009AK	10	Saab & Suzuki
17-20010AK	10	Volvo
17-20011AK	10	Subaru
17-20014AK	10	Nissan & Infiniti
17-20016AK	10	Mercedes
17-20035AK	5	Honda
17-20036AK	5	Acura, Honda & Kia
17-20202AK	10	Audi, Mercedes & Volkswagen
17-20203AK	5	Audi & Mercedes
17-20204AK	10	Acura, Honda & Kia
17-20206AK	10	Hyundai, Honda & Kia
17-20207AK	10	Volkswagen
17-20211AK	10	Misc Imports
17-20216AK	10	Lexus & Toyota
17-20217AK	10	Lexus & Toyota
17-20221AK	10	Lexus SC430

TPMS SENSOR STRAP

- Works with OE Ford banded sensor, or on aftermarket wheels from 17" to 26" in diameter
- Strap accepts the OE cradle



TPMS SENSOR CRADLE

- For use with OE Ford banded sensors or on aftermarket wheels with repositioned sensor

17-167 SENSOR TORQUE TOOL

- Screwdriver type torque tool for attaching sensor to rubber snap in stem. Includes T-10 and T-15 Torx bits



TVCT VALVE CORE TORQUE TOOL

- Screwdriver type torque tool, 4 in/lbs



72117 TORQUE WRENCH

- 1/4" Sq Drive, 30-150 in lb range
- Ratcheting torque wrench clicks when correct torque is achieved
- Comes with plastic case
- Overall length 7-3/4"



TPM SOCKETS

- For installing TPM service kits on sensors
- **KT1 26211:** 1/4" drive, 11mm deep
- **KT1 26212:** 1/4" drive, 12mm deep



17-20008 TIRE VALVE

- Rubber snap-in valve for GM, Ford & Chrysler - sensor attaches to the bottom of the stem (TPMS version of the TR413)
- 1.25" long, 60 psi, 10 pack



LEVERLESS TIRE CHANGERS

- The latest in ease of use and wheel protection
- All the work of mounting & demounting is done by the machine - no tire lever required
- Wheel is clamped in the center - no more worries about scratching wheels with rim clamp jaws

HOFMANN



UNIVERSAL-2

- Center clamping / Leverless style
- For 12"-30" wheels, 17" max width, 47" max diameter
- Assist arm(s) to keep tire bead in the drop center of the wheel
- Integral wheel lift
- Adjustable work height of wheel
- Dual position bead breaker breaks both beads at the same time
- 2 speeds, with foot pedal & joystick control
- Electric (110V) power

AM500

- Center clamping / Leverless style
- For 12"-32" wheels, 15" max width, 47" max diameter
- Assist arm(s) to keep tire bead in the drop center of the wheel
- Integral wheel lift
- Dual bead breaker discs
- 2 speeds, with foot pedal control
- Electric (220V or 110V) power
- Options:
Articulating arm - 8-11100221
Reverse mount kit - 8-111000-73

AM50

- Same features as the AM500 except:
30" max wheel diameter
Single bead breaker disc
110V power only
- Options:
Articulating arm - 8-11100097
Reverse mount kit - 8-111000-73

CORCHI



PROGUARD

- Center clamping / Leverless style
- For 10"-34" wheels, 16" max width, 47" max diameter
- Assist arm(s) to keep tire bead in the drop center of the wheel
- Integral wheel lift
- Tilt back tower
- 2 speeds, with foot pedal control
- Electric (220V) power

COATS



Ranger PRODUCTS

RX3040

- Center clamping / Leverless style
- For 10"-30" wheels, 22" max width, 44" max diameter
- Assist arm(s) to keep tire bead in the drop center of the wheel
- Integral wheel lift
- Camera & monitor for underside viewing
- Footpedal & joystick control
- Electric (220V) power



COATS®

APX80

- Outside clamping 9"-30"
- Inside clamping 11"-32"
- 16" max width, 44" max diameter
- 2 assist arms
- Tilt tower
- Electric (110V) or air power
- Pneumatic bead head
- Plastic protection parts available to prevent wheel damage

APX90

Same features - adds a third assist arm and wheel lift



HOFMANN®

3550EM

- Outside clamping 12"-30"
- Inside clamping 14"-28"
- 17" max width, 47" max diameter
- 3 pc EasyMontPro assist arm
- Tilt tower
- Electric (110V) power
- Pneumatic bead head
- Plastic protection parts available to prevent wheel damage



HOFMANN®

1625EM

- Outside clamping 10"-24"
- Inside clamping 12"-26"
- 15" max width, 42" max diameter
- 3 pc EasyMontPro assist arm
- Swing arm tower
- Electric (110V) power
- Extension clamp set available to allow outside clamping to 28"
- Plastic protection parts available to prevent wheel damage

1625

Same features - no assist arm, 50" max diameter



CORGI

A2024TI-20

- Outside clamping 10"-24"
- Inside clamping 13"-26"
- 15" max width, 43" max diameter
- 1 assist arm
- Tilt tower
- Electric (110V) or air power
- Extension clamp set available to allow outside clamping to 26"
- Plastic protection parts available to prevent wheel damage

A2024TI

Same features - no assist arm

A2024TI-2015

Same features - adds a second assist arm

COATS®

70X (OLD 7060/7065)

- Outside clamping 6"-22"
- Inside clamping 8"-24"
- 14" max width, 50" max diameter
- 1 assist arm
- Swing arm tower
- Electric (110V) or air power
- Foot pedal or hand controlled bead breaker
- **3 accessory kits available:**

Basic

Extended - Basic + Gripmax clamping & additional protection items

Premium - Extended + tower storage cabinet & high offset duckhead

- Extension clamp set available to allow outside clamping to 28"
- Plastic protection parts available to prevent wheel damage



COATS®

50X (OLD 5060/5065)

- Outside clamping 6"-22"
- Inside clamping 8"-24"
- 14" max width, 50" max diameter
- Swing Arm Tower
- Electric (110V) or air power
- Foot pedal or hand controlled bead breaker
- **3 accessory kits available:**

Basic

Extended - Basic + Gripmax clamping & additional protection items

Premium - Extended + tower storage cabinet & high offset duckhead

- Extension clamp set available to allow outside clamping to 28"
- Plastic protection parts available to prevent wheel damage
- **Upgradeable to 70x series with the addition of assist arm**





A9824TI-1500

- Outside clamping 10"-24"
- Inside clamping 13"-26"
- 14" max width, 47" max diameter
- 1 assist arm
- Swing arm tower
- Electric (110V) or air power
- Extension clamp set available to allow outside clamping to 28"
- Plastic protection parts available to prevent wheel damage



A9824TI

Same features - no assist arm



1575

- Outside clamping 10"-24"
- Inside clamping 12"-26"
- 13" max width, 39" max diameter
- Swing arm tower
- Electric (110V) power
- Extension clamp set available to allow outside clamping to 28"
- Plastic protection parts available to prevent wheel damage
- **Can be upgraded with the addition of the EasyMontPro assist arm**



5040

- Outside clamping 10"-21"
- Inside clamping 12"-24"
- 10 1/2" max width, 50" max diameter
- Swing arm tower
- Electric (110V) or air power
- Plastic protection parts available to prevent wheel damage
- Tower storage available



A9220TI

- Outside clamping 10"-20"
- Inside clamping 13"-23"
- 12.5" max width, 42" max diameter
- Tilt tower
- Electric (110V) or air power
- Extension clamp set available to allow outside clamping to 24"
- Plastic protection parts available to prevent wheel damage



A9220TI-1500

Same features - added assist arm



4050A

- Center post machine
- Wheel diameter - 10"-18"
- 10 1/2" max width, 38" max diameter
- Upgradeable to 19" width
- Air power
- Plastic protection parts available




2700

- Center post machine
- Wheel diameter - 10"-18"
- 20" max width, 40" max diameter
- Air power
- Dual power cylinders
- Dual bead breaker - breaks both beads at the same time
- Plastic protection parts available



70200 COMBO TOOL

- Works with all center post tire changers, replaceable plastic inserts protect wheels from damage
- Replacement inserts for 70200:
 - 70202 - Nose insert
 - 70204 - Hook insert



106572 LUBE BUCKET

- Angled neck lube bucket, Coats center post machines





TIRE CHANGER MOUNT / DEMOUNT HEADS

Stainless Steel

Model	OEM	OE Model	Application
182788	Coats	8182788	Most 5xxx, 6xxx, 7xxx series machines (tapered hole)
183429	Coats	8183429	RC1, 5, 10, 15, 20, early 5060 (round hole)
	Corghi	258458	All models
ST4026251	Hofmann	ST4026251	1520, 1565, 1620, 1625, 3300, 3550

Nylon

Model	OEM	OE Model	Application
183061	Coats	8183061	Most 5xxx, 6xxx, 7xxx series machines (tapered hole)
ST24335 *	Accuturn	20024335	3602, 4260, 4560, 4602, 5602
	Hofmann	24335	1520, 1565, 1620, 1625, 3300, 3550
	John Bean	24335	System IIE, III, IV, IVE
	Snap On	24335	All models
3008403 **	Coats	83008403	RC1, 5, 10, 15, 20, early 5060, 9010, 9024, APX90
	Corghi	450310	All rim clamp
	Hofmann	8314813	All early models except 1550, 1620, 1625
	Hunter	RP11-8314813	TCX series
RP6-0343	Accuturn	SM102529	220A (all other models require 102765 adapter)
	Hunter	RP6-0343B	TC250, TC300, TC325
184432	Coats	8184432	Most 5xxx, 6xxx, 7xxx series machines (tapered hole) - For high offset wheels

* If there has never been a nylon duckhead installed on the machine, use **DHA KIT-1**, which has the required adapter.

** If there has never been a nylon duckhead installed on the machine, use **DHA KIT-2**, which has the required adapter.

Early Coats rim clamp machines (w/round hole duckheads) can be converted to use standard duckheads with the addition of a shaft conversion kit.

182963 PLASTIC INSERTS

- For Coats 182788 mount / demount head - 12 pk



183604 CLAMP SOCK

- Slip on jaw covers for Coats rim clamp machines (except 9010 & Gripmax clamp sets) - 10 pk



183606 BEAD LOOSENER SOCK

- For use on all Coats rim clamp machines - 2 pk



181354-SOCK LIFT TOOL SOCK

- For use with 181354-1 lift tool - 4 pk



181354-1 BEAD LIFTING TOOL

- Forged steel, plated for corrosion protection



COATS RIM CLAMP "X" SERIES CLAMP SETS

184926 STANDARD CLAMP SET

- Inside / outside clamping (6"-22" outside), 3 position

184327 EXTENDED CLAMP SET

- Outside clamping only - for 13"-24" wheels, 2 position, includes 183604 clamp sock set



184958

184958 EXTENDED CLAMP SET

- Outside clamping only - for 16"-28" wheels, 2 position

5000758 GRIPMAX CLAMP SET

- Wheel protection integrated into the clamp - no covers required
- Inside / outside clamping (6"-22" outside)
- Also for use on the APX series (9"-30" outside)
- 500059408**: Replacement plastic grip set (8)
- 5000768**: Rebuild set w/8 plastic grips, 8 metal grips & assembly hardware



5000758

5606361 GRIPMAX EXTENDED CLAMP SET

- Outside clamping only - for 16"-28" wheels
- All Gripmax clamps use the same replacement parts



5606361

EXTENDED CLAMP SETS & ATV CLAMP SETS AVAILABLE FOR MOST MACHINES

DROP CENTER TIRE CLAMPS

- For use with rim clamp tire changers - clamps to the rim to help hold the bead in wheel drop center
- Plastic material - will not scratch aluminum wheels
- Steel version available as **72150**



70210

72105

BEAD BREAKER PADS

- For Coats 5xxx (except 5030), 6xxx and 7xxx series rim clamp tire changers
- 181855** - Rubber bead breaker pad, center
- 181851** - Nylon bead breaker pad, top or bottom



106259 LUBE BUCKET

- Straight neck lube bucket, for Coats rim clamp machines



14-378 TIRE SWAB

- Cotton, 11 1/2" long, for use with liquid lube



PASTE MOUNTING LUBE

- Wax style paste, 7-3/4 lb bucket
- 75**: Standard profile bucket
- 75N**: Low profile bucket



73 PASTE LUBE BRUSH

- 45° 1" brush head (use with #75 paste)





1520M

- Outside clamping 10"-21"
- 13" max width, 40" max diameter
- Swing arm tower
- Electric (110V) power
- ATV clamp set available to allow clamping down to 7" diameter
- Plastic protection parts available to prevent wheel damage

1520EMX

Adds assist arm



2300M

- Wheel diameters of 8"-30"
- Max weight capacity - 155 lbs
- Max tire size of 21" W x 48" diameter
- LCD display
- Electric (110V) power
- 14mm motorcycle shaft
- Shaft adapter kits available for most shaft sizes
- **8100016:** Sleeve / Cone Kit
2 ea 15/16/17/19/20/25/28/30/32 mm
1 ea 27/35/50 mm
- **2000561:** Harley Kit
3/4" shaft and 1" bushings



RC200

- Outside clamping 6"-23"
- 12.5" max width, 50" max diameter
- 1 assist arm
- Swing arm tower
- Electric (110V) power
- Extended width clamp set available for use with up to 14" wide wheels
- Plastic protection parts available to prevent wheel damage



775

- Wheel diameters of 8"-30"
- Max weight capacity - 100 lbs
- Max tire size of 20" W x 40" diameter
- LED display
- Electric (110V) power
- 40mm automotive shaft & cones to 5"
- **Parts required to make the 775 motorcycle compatible:**
- **5606376:** Motorcycle clamp adapter kit - 14mm
- **Optional shaft adapter kits:**
(560640701 shaft interface required to use either shaft kit)
5000648: 3/4" shaft kit
5000248: 1" shaft kit



RC150

- Outside clamping 6"-23"
- 11" max width, 50" max diameter
- Swing arm tower
- Electric (110V) power
- Extended width clamp set available for use with up to 14" wide wheels
- Manual bead roller
- Plastic protection parts available to prevent wheel damage



MANUAL TIRE CHANGER

- Outside clamping 4"-16.5"
- Manual unit - no power required
- Clamp the CH-22 in your rim clamp machine to secure during use, or add the optional CH-23 bead breaker and stand (shown at right)
- Comes with CH-4 tire tool



CH-22 / CH-23



MOTORCYCLE / ATV TIRE IRONS

- **T9A:** Double ended spoon, 9" long x 7/16" stock



- **T16A:** Double ended spoon, 16" long x 7/16" stock



- **T8:** 16" long x 7/16" stock, plastic handle




CH-22

HOFMANN®

OPTIMA

- Max wheel diameter - 30"
- Max weight of wheel assembly - 150 lbs
- Max tire / wheel size of 21" wide x 38" diameter
- Cones to 4 1/2" and peg kit
- Air powered wheel clamping
- Color flat screen monitor
- Hidden weight capability for stick ons
- Auto distance, diameter and width measurement via laser
- Radial and lateral wheel diagnostics
- Weight Wizard software scans the wheel lip, indicates the proper type of weight to use, and tracks quantity of weights used to help manage weight inventory
- Electric (220V) single phase power
- 40mm shaft



HOFMANN®

9600P

- Max wheel diameter - 30"
- Max weight of wheel assembly - 150 lbs
- Max tire / wheel size of 21" wide x 44" diameter
- Cones to 4 1/2" and peg kit
- Air powered wheel clamping
- Color flat screen monitor
- Hidden weight capability for stick ons
- Auto distance, diameter and width measurement via laser
- Weight Wizard software scans the wheel lip, indicates the proper type of weight to use, and tracks quantity of weights used to help manage weight inventory
- Electric (110V) power
- 40mm shaft



OPTIMA II

Adds laser tire tread mapping to pinpoint tire / wheel related problems

COATS®

PRORIDE

- Max wheel diameter - 30"
- Max weight of wheel assembly - 160 lbs
- Max tire / wheel size of 19" wide x 42" diameter
- Cones to 5" and peg kit
- Quicknut
- Color flat screen monitor
- Hidden weight capability for stick ons
- Auto distance, diameter and width measurement
- Radial wheel diagnostics
- Electric (110V) power
- 40mm shaft



PRORIDE PL

Replaces quicknut with air powered wheel clamping

HOFMANN®

9300

- Max wheel diameter - 30"
- Max weight of wheel assembly - 150 lbs
- Max tire / wheel size of 20" wide x 44" diameter
- Cones to 4 1/2" and peg kit
- Quicknut
- Color flat screen monitor
- Hidden weight capability for stick ons
- Auto distance, diameter and width measurement
- Weight Wizard software scans the wheel lip, indicates the proper type of weight to use, and tracks quantity of weights used to help manage weight inventory
- Electric (110V) power
- 40mm shaft



9300P

Replaces quicknut with air powered wheel clamping

COATS®

1250-2D

- Max wheel diameter - 30"
- Max weight of wheel assembly - 160 lbs
- Max tire / wheel size of 20" wide x 44" diameter
- Cones to 5" and peg kit
- LED display
- Hidden weight capability for stick ons
- Auto distance and diameter measurement
- Electric (220V) single or three phase power
- 28 or 40mm shaft

1250-3D

- All the features of the 1250-2D plus: Auto width measurement via sonar
- 40mm shaft only

1250-3DV

- All the features of the 1250-3D plus: Color flat screen monitor
- 40mm shaft only



CORGHI

EM9380

- Max wheel diameter - 28"
- Max weight of wheel assembly - 165 lbs
- Max tire / wheel size of 20" wide x 44" diameter
- Cones to 4", peg kit & shelves
- Quicknut
- Color flat screen monitor
- Hidden weight capability for stick ons
- Auto distance and diameter measurement
- Electric (110V or 220V) single phase power
- 40mm shaft



HOFMANN®

2400

- Max wheel diameter - 30"
- Max weight capacity - 150 lbs
- Max tire size of 21" wide x 38" diameter
- Cones to 4 1/2" and peg kit
- Quicknut
- LED display
- Hidden weight capability for stick ons
- Auto distance and diameter measurement
- Electric (110V) power
- 40mm shaft



1000D

- Max wheel diameter - 24"
- Max weight capacity - 150 lbs
- Max tire size of 20" wide x 40" diameter
- Cones to 5" and shelves
- Standard hub nut
- LED display
- Auto distance and diameter measurement
- Electric (220V) single or three phase power
- 28 or 40mm shaft



COATS®

1000

- Same features except:
Manual data entry
28mm only
Limited warranty

HOFMANN®

2350

- Max wheel diameter - 30"
- Max weight capacity - 150 lbs
- Max tire size of 21" wide x 48" diameter
- Cones to 4 1/2" and peg kit
- Quicknut
- LED display
- Hidden weight capability for stick ons
- Auto distance measurement
- Electric (110V) power
- 40mm shaft
- No hood required



CORCHI

EM7240

- Max wheel diameter - 28"
- Max weight capacity - 165 lbs
- Max tire size of 23.5" wide x 44" diameter
- Cones to 4" and peg kit
- Speed nut
- LED display
- Hidden weight capability for stick ons
- Electric (110V or 220V) single phase power
- 40mm shaft



COATS®

875

- Max wheel diameter - 30"
- Max weight capacity - 130 lbs
- Max tire size of 20" wide x 40" diameter
- Cones to 5"
- LED display
- Hidden weight capability for stick ons
- Auto distance and diameter measurement
- Electric (110V) power
- 40mm shaft



Ranger PRODUCTS

DST-2420

- Max wheel diameter - 24"
- Max weight capacity - 145 lbs
- Max tire size of 18" wide x 47" diameter
- Cones to 5" and peg kit
- Speed nut
- LED display
- Hidden weight capability for stick ons
- Electric (110V or 220V) single phase power
- 36mm shaft



THE BEST BALANCER IN THE WORLD WILL NOT WORK PROPERLY WITHOUT THE CORRECT TOOLING - MAKE SURE YOU HAVE WHAT IS NEEDED TO DO THE JOB QUICKLY & CORRECTLY THE FIRST TIME



AUTO/LT TRUCK FLANGE PLATE KITS

- Mount your wheels to the balancer using the lug holes and the center hole for more accurate balancing
- Available in 28, 36, 38 or 40mm
- Kits include:
 - Plates A, B, C, & D (New patterns added for 2012)
 - Plate A:** 4 & 8 lug patterns - 98mm, 100mm, 110mm, 170mm, 4.25", 4.5", 6.5"
 - Plate B:** 5 lug patterns - 98mm, 105mm, 110mm, 115mm, 135mm, 4.25", 4.75", 6.1"
 - Plate C:** 5 lug patterns - 100mm, 112mm, 120mm, 130mm, 150mm, 4.5", 5.0", 5.5", 6.5"
 - Plate D:** 6 lug patterns - 115mm, 120mm, 132mm, 135mm, 4.5", 5.0", 5.5"
 - Stud - Style II - 8 pieces (24.5mm head x 80mm long)
 - Stud - Style III - 5 pieces (24.5mm head x 90mm long)
 - Stud - Style V - 8 pieces (22.5mm head x 100mm long)
 - Application chart
 - Storage trolley
- **Individual plates & studs also available**



QUICKPLATE KITS

- The ultimate flange plate kit - 3 flange plates with adjustable pin positioning - coverage for 4, 5 and 6 lug, with bolt pattern diameters from 3.75" to 7.16" & wall storage board
- Available in 28, 36, 38 or 40mm
- Interchangeable tips to fit different seat and lug styles - kits have 6 each of these 4 styles: (Other styles available for special applications)
 - 273e008 002 - 24.5mm head, short taper, 28mm long
 - 273e008 003 - 24.5 mm head, short taper, 38mm long
 - 273e008 006 - 24.5mm head, round, 38mm long
 - 273e008 011 - 22.5mm head, long taper, 48mm long
- **Individual plates also available**



LOW TAPER COLLET SETS

- For use with plastic clad wheels, where a standard cone makes contact with the cladding instead of the wheel center bore
- Available in 28, 36, 38 or 40mm
- 9 piece set, covers 2" - 4.8"
- Individual collets also available for problem applications



Clad wheel - outside - cone from this side and you are on the plastic, not the wheel



Clad wheel - inside - cone from this side with a standard taper cone and you hit the retaining clips, or hit the rear surface of the cladding



MEDIUM DUTY TRUCK FLANGE PLATE

- 4 arm lug adapter for most popular 8 lug patterns: 170mm, 180mm, 200mm, 210mm, 225mm
- Available in 28, 36, 38 or 40mm
- Coverage for Ford, Chevy and Dodge
- Hub pilot discs also available for specific applications: (Use in place of a cone on the inside for maximum accuracy)

Disc 1: 4.88" & 4.92"	Disc 5: 4.60"
Disc 2: 5.59" & 6.69"	Disc 6: 4.77"
Disc 3: 5.46" & 5.25"	Disc 7: 4.88" & 6.06"
Disc 4: 4.56"	



REPLACEMENT CONES & CONE SETS AVAILABLE CALL FOR DETAILS

QUICKNUTS

- Available for most balancers regardless of shaft size or pitch
- 3 styles:
Progrip quicknut (shown)
Progrip quicknut w/turning handles
Steel Progrip quicknut
- Pressure cup (**190 008 002**) must be ordered separately - Haweka nuts will not work with OE pressure cups



TRUCK CONE KITS

- Available in 28, 36, 38 or 40mm
- For center holes up to 6.85"
- Includes steel spacer
- Single sided (Hofmann - 40mm)
- Double sided (all others - 28 to 40mm)



TOYOTA TACOMA CONE

- Available in 28, 36, 38 or 40mm
- Special taper (2.91" - 4.39")



309011 WHEEL CALIPER

- Measures wheel width in 1/2" increments



50146 STICK ON WEIGHT REMOVER

- Used for scraping adhesive wheel weights
- Made of tough glass filled nylon-6 material



BALANCING BEADS / COMPOUNDS

- An alternative to standard balancing methods in truck tires
- Simple installation - throw the package into the tire before it is mounted
- Size of tire determines amount of product required
- Can also be installed thru the valve stem with an injector pump



COUNTERACT

- Coated glass beads - will not clump due to moisture in the tire
- Available in 2, 3, 4, 5, 6, 8, 10, 12, 14 and 16 oz bags to suit a wide range of tires from motorcycles to 24.5 truck tires
- Tire size application chart @ www.counteractbalancing.com

EQUAL

- Polymer particles
- Available in 3, 4, 6, 8, 10 and 12 oz bags to suit a wide range of tires
- Tire size application chart @ imiproducts.com



WHEEL WEIGHTS

- Available in lead (traditional), and non-lead (zinc and steel)
- Current legislation in many states now mandates the use of non-lead wheel weights, and more states have legislation in process
- Non-lead balancing has 2 options - zinc or steel - with zinc being the material of choice for easier installation (ability of the weight to conform to the wheel)



AUTOMOTIVE CLIP ON WEIGHTS

Application / Color Code (All Coated Unless Noted)	Rim Profile	Series		
		Lead	Zinc	Steel
Standard Flange Steel Wheels		P (Uncoated)	PZ or PZU (Uncoated)	PST
1994 & Later USA Alloys		MCN	MCZ	MCST
BMW, Jaguar, Mitsubishi, Saab, Volvo		IAW	IAWZ	IAWST
1998 & Later Chrysler / Dodge		LH	LHZ	LHST
1993 & Earlier USA Alloys		AWN	AWZ	AWST
Honda, Toyota, Nissan		FN	FNZ	FNST
1998 & Later USA Truck / Large SUV		TN	TZ	TST
Audi, Mercedes, VW		EN	ENZ	ENST

QUIKSTIK® ADHESIVE WEIGHTS

Description	Lead	Steel
30 x 3 oz strips, 1/2" wide, 1/4 oz pcs	100360	---
60 x 3 oz strips, 1/2" wide, 1/4 oz pcs	100720	---
52 x 3 oz strips, 3/4" wide, 1/4 oz pcs (low profile)	200624	200624ST*
30 x 6 oz strips, 3/4" wide, 1/2 oz pcs	300360	300360ST

*Also available in a 19.5 lb roll (1,248 - 1/4 oz pcs) - 200624STR



WHEEL WEIGHT ASSORTMENTS

- Available in lead or non-lead, in a broad range of configurations & weight quantities
- Bench mount or floor standing racks

Snap-In Valves		
Description	Model (TR#) - Rubber	Model (TR#) - Chrome
(.453" base) 0.88" Lg, 60 psi	17-412 (TR412)	17-412-1 (TR412C)
(.453" base) 1.25" Lg, 60 psi	17-413 (TR413)	17-413-1 (TR413C)
(.453" base) 413 TPMS , 80 psi	17-20008	17-20008C
(.453" base) 1.50" Lg, 60 psi	17-414 (TR414)	17-414-1 (TR414C)
(.625" base) 1.25" Lg, 60 psi	17-415 (TR415)	n/a
(.453" base) 2.00" Lg, 60 psi	17-418 (TR418)	17-418-1 (TR418C)
(.453" base) 1.27" Lg, 80 psi	17-600HP (TR600HP)	17-613
(.453" base) 2.00" Lg, 80 psi	17-602HP (TR602HP)	17-618
(.625" base) 1.31" Lg, 100 psi	17-801HP (TR801HP)	n/a
(.625" base) 2.00" Lg, 100 psi	17-802HP (TR802HP)	n/a



TR416



17-559



17-560

Bolt-In Valves	
Description	Model (TR#)
(.453"/.625" - Multi-base) Nickel plated, 1.44" Lg, 130 psi	17-416 (TR416)
(.453"/.625" - Multi-base) Chrome plated, 1.00" Lg, 130 psi	17-559
(.453" base) Chrome plated, 0.75" Lg, 130 psi (Inner mount)	17-560
(.453" base) Chrome plated, 1.50" Lg, 130 psi (Ford 16" duals)	17-428
(.453" base) Brass, 2.25" Lg, 130 psi (Ford 16" duals)	17-429

Bolt-In Valves - Truck - Large Base (.625")	
Description	Model (TR#)
Brass, 1.13" Hgt, 23° bend, (Radial Commander)	17-500A
Brass, 2.00" Lg	17-500T (TR500)
Brass, 1.50" Lg	17-501T (TR501)
OVAL base, Brass, 1.50" Lg	17-501-OV
Brass, 3.13" Lg	17-570T (TR570)
Brass, 3.38" Lg	17-571T (TR571)
Brass, 3.75" Lg	17-572T (TR572)
Brass, 4.38" Lg	17-573T (TR573)
Brass, 5.00" Lg	17-574T (TR574)
Brass, 1.13" Lg	17-575T (TR575)
Nickel plated, 0.45" Hgt, 4.75" Lg, 90° bend (Alloy Wheels)	17-509 (TR509)
Brass, 0.88" Hgt / 4.50" Lg (Tube Repair Valve)	17-522 (TR1175)



TR618A



17-591



TRJ670-3



TRJ650

Bolt-In Valves - Metric Truck - 9.7mm Base - Alloy Wheels					
Description	Model (TR#)	Height	Length	Angle	
Brass, o-ring style, V3-20-5	17-70MS-27	1.00"	1.56"	27°	
Brass, o-ring style, V3-20-7	17-80MS-27	1.00"	2.00"	27°	
Nickel plated, o-ring style	17-544D (TR544D)	0.98"	1.94"	60°	
Nickel plated, o-ring style	17-545D (TR545D)	0.98"	2.60"	60°	
Nickel plated, grommet style	17-555D (TR555D)	0.98"	2.60"	60°	

Agricultural Valves	
Description	Model (TR#)
(.625" base) 1.88" Lg, air / liquid valve	17-586 (TR618A)
(.812" base), 1.88" Lg, air / liquid valve	N-1000 (TR619A)
Core housing - TR618A / TR619A	17-587 (TRCH-3)
(.453"/.625" - Multi-base) Brass, .56" Lg, (Inner mount)	17-591

Large Bore Valves - 0.812" Base	
Description	Model (TR#)
Tube repair valve, Brass, 1.38" Hgt / 4.13" Lg	17-635 (TR1175C)
Swivel valve, Brass, 1.08" Hgt / 3.13" Lg	17-650 (TRJ-650)
Straight valve, Brass, 1.63" Hgt, w/spud (H-45)	17-670C (TRJ-670-3)
Straight valve, Brass (H-42)	17-670 (TRJ-670-2)
Tubeless spud, Brass (H-41)	17-662 (TRSP-2)



14-600 TIRE REPAIR CABINET

- Steel cabinet designed to keep your tire repair items organized
- **14-601A:** 14-600 Cabinet with everything needed to get started in tire repair

CHECK WITH YOUR LOCAL WAREHOUSE FOR AVAILABILITY OF SPECIFIC TIRE REPAIR ITEMS

361 STRING REPAIR

- Fat brown, 4" long, 50/box
- Made of a butyl rubber, string-type inserts are TEMPORARY repairs, sealing by compression only. Use a passenger length end-slot needle for installation



80220 PAINT STICKS

- White, 3/4" round, case of 12 boxes, 12 sticks per box
- Other colors also available



14-320 BUFFING WHEEL

- 2-1/2" fine grit carbide wheel (BC-1), 3/8" bore
- Use with low speed buffers (page 6)



14-956 TIRE DUNKER

- Heavy duty plastic tub, inside dimensions 34" long, 16" deep, 15" wide



39-ED TIRE / TUBE DUNKER

- Air / Hydraulic dunker for up to 39" diameter tire
- Coated spider rods to protect alloy wheels
- 24" deep poly tub to fit the widest tires
- Muffler/speed control on valve
- Comes with caster kit
- Larger model available - 55T



RWS-55TD TIRE / TUBE DUNKER

- Dunker for up to 68" diameter tire
- Pneumatic wheel lift with 500 lb capacity
- Built in test tank drain
- Powder coated steel construction



TIRE GROOVERS

- 2 models - for use on tires marked as regroovable
- **Standard model (14-470):** 4 settings, 370 watts max
- **HD model (14-470T):** Unlimited settings, 500 watts max
- 110 volt power
- Blades sold separately



TIRE GROOVER BLADES

- Come in boxes of 20 in an assortment of profiles
- Fit all groovers

Model	Description	Cutting Width (in)	Model	Description	Cutting Width (in)
14-471	#1 Round Blade (R1)	5/64	14-471S	#1 Square Blade (C1)	5/64
14-472	#2 Round Blade (R2)	1/8	14-472S	#2 Square Blade (C2)	5/32
14-473	#3 Round Blade (R3)	13/64	14-473S	#3 Square Blade (C3)	1/4
14-474	#4 Round Blade (R4)	9/32	14-474S	#4 Square Blade (C4)	5/16
14-475	#5 Round Blade (R5)	23/64	14-475S	#5 Square Blade (C5)	13/32

CHEETAH BEAD SEATERS

- The Cheetah bead seaters make seating the most difficult bead not only safe, but simple & fast
- Available in a variety of sizes and constructions to handle ATV tires thru heavy equipment tires
- **2.106** - Magnum barrel, optional on the CH-5
- **3.106** - Magnum barrel, optional on the CH-10/CH-10AL, standard on the CH-13AL



CH-5



2.106



Model	Size (gal)	Weight (lb)	Application
CH-5	5	32	ATV thru 24.5"
CH-5AL	5	20	
BS-07	5	32	
CH-10	10	46	Truck - small tractor
CH-10AL	10	29	
CH-13AL	13	39	Tractor & larger
CH-2	2	19	ATV, lawn & garden

BEAD BAZOOKA BEAD SEATER

- Lightweight (13 lb) bead seater with pistol grip and push button air release - lets you keep both hands on the tank during use
- 6 liter tank does the work of a larger tank due to faster air discharge
- Application - ATV thru super singles



DONUT STYLE BEAD SEATER

- Helps seat difficult beads
- One-piece rubber tubes that fit over the rim between the bead and the rim flange, making a seal which allows the tire to be inflated
- Models available for both tubeless truck and passenger tires
- **20101:** 14" & 15"
- **20200:** 16.5" & 17.5"
- **20202:** 19.5"
- **20204:** 22.5" & 24.5"



Branick

5045 TIRE SPREADER

- Manual unit handles all passenger and light truck tires, 13" thru 20" wheel diameter
- Includes shock absorbers to cushion tire release, tire rollers with sealed bearings, and inspection light mounted on flexible arm
- Spread hook adjustability enhanced over the 5040 spreader to make it easier on low profile tires



EZM-50 TIRE SPREADER

- Manual unit handles most passenger and light truck tires
- Includes tire rollers to make it easier to maneuver the tire and find the repair area
- Adjustable height stand
- Shown with optional EZ-14 light kit



MTP, Inc.

EZM-100 TIRE SPREADER

- Manual unit handles 12" passenger thru large R.V. sizes, and up to 12" cross sections
- Multiple height & width adjustments
- Shown with optional EZ-14 light kit



Branick

5120 TIRE SPREADER

- Air powered unit handles passenger, truck and bus tires for inspection or repair
- Foot control valve conveniently located at base of machine
- Adjustable light
- Convenient tool tray can be mounted on either side of the tire spreader
- Spread hooks adjust with spring-loaded pins



T195 TIRE INSPECTOR

- Allows inspection of tires for leaks or damage that are not mounted on wheels
- Comes with one expandable rim in either 13-16" or 14-17" range
- Extra rims available in additional sizes up to 24.5"
- Air powered



Branick

LR/eFTIRE SPREADER

- Air powered unit handles passenger and truck tires from 13" thru 24" wheel diameter & tubeless truck tires from 16.5" thru 24.5"
- Air operated tire lift
- Adjustable light



AM711 TIRE TRUER

- Trims rubber off the tread to make sure the tire is round and concentric with the center of the wheel
- True a tire in as little as 5 minutes
- Tire diameter range of 18 - 43"
- Automatic blade sharpening
- 115 volt power
- Comes with wheel adapter kit to fit most applications - special adapters available
- Optional automatic cross feed and wheel lift



Branick

eFTIRE SPREADER

- Air powered full circle unit handles passenger, light truck, truck, bus and tractor tires with 12" thru 28" wheel diameters, and 4" thru 11" cross sections
- Tire can rotate 360 degrees for inspection or repair
- Air-operated tire lift
- Convenient floor mounted controls



TC-50 TIRE CUTTER

- Cuts passenger and light truck tires, 17" and smaller, into 4 pieces at a rate of 60 tires per hour
- Available with either 220 Volt single phase power, or engine driven with a 9 HP Briggs & Stratton gasoline engine





TORQUE STICKS

- Torque wheel nuts to the correct torque the first time, every time, on most makes and models of foreign and domestic cars, light trucks, SUV's and vans
- Avoid over-torquing wheel nuts and prevent wheel and brake damage
- Easy to use and color coded for quick identification
- Designed for use with a 1/2" drive impact wrench
- Available in sets or individually
- **Sets:**

LT-1593: 9 piece set with A, B, BB, C, E, F, G, I & Q sticks, case and color wall chart

LT-1590: 9 piece set with wall rack (no case)

LT-1510: 10 piece set with case - adds "K" stick

BROWN	A	13/16" - 100 Ft/Lbs
LEMON GREEN	AA	22mm - 80 Ft/Lbs.
ORANGE	B	21mm - 80 Ft/Lbs.
TURQUOISE	BB	21mm - 150 Ft/Lbs.
GRAY	C	3/4"/19mm - 100 Ft/Lbs.
PINK	CC	17mm - 90 Ft/Lbs.
BLACK	D	21mm - 60 Ft/Lbs.
SKY BLUE	DD	21mm - 100 Ft/Lbs.
BLUE	E	3/4"/19mm - 80 Ft/Lbs.
SAFETY PURPLE	EE	22mm - 140 Ft/Lbs.
YELLOW	F	3/4"/19mm - 65 Ft/Lbs.
RED	G	17mm - 80 Ft/Lbs.
BEIGE	GG	1 1/16" - 80 Ft/Lbs.
EVERGREEN	H	17mm - 45 Ft/Lbs.
LIGHT ORANGE	HH	1 1/16" - 100 Ft/Lbs.
WHITE	I	7/8" - 120 Ft/Lbs.
TAN	J	1" - 140 Ft/Lbs.
PURPLE	K	17mm - 110 Ft/Lbs.
APPLE GREEN	L	1" - 170 Ft/Lbs.
BUBBLE GUM	LL	22mm - 175 Ft/Lbs.
GOLD	NN	19mm - 90 Ft/Lbs.
NEON GREEN	OO	13/16" - 75 Ft/Lbs.
AQUA	Q	7/8" - 140 Ft/Lbs.
SALMON	QQ	22mm - 95 Ft/Lbs.
R	R	17mm - 70 Ft/Lbs.
LIGHT BLUE	S	19mm - 55 Ft/Lbs.
SILVER	SS	21mm - 110 Ft/Lbs.
LIME GREEN	TT	15/16" - 135 Ft/Lbs.
DARK PURPLE	UU	14mm - 75 Ft/Lbs.
MAROON	V	1-1/16" - 140 Ft/Lbs.
VANILLA	XX	13/16" - 160 Ft/Lbs.
NAVY BLUE	Y	7/8" - 100 Ft/Lbs.
COOL GRAY	Z	7/8" - 65 Ft/Lbs.



LT-1590



LT-1593

TORQUE EXTENSIONS (NO SOCKET) & TORQUE EXTENSION SETS ALSO AVAILABLE IN 1/2", 3/4" AND 1" DRIVE

25K WHEEL WEIGHT TOOL

- This passenger car wheel weight installation tool is the industry standard
- Plastic-coated handles provide a better grip



96090A SPARE TIRE REMOVAL KIT

- Allows anyone to quickly remove difficult to reach spare tires
- No more digging through your client's vehicle to locate the spare tire removal tools
- Color-coded wall bracket allows user to quickly identify the correct removal tool to do the job



LT-4000 LUG & LOCK REMOVAL KIT

- Contains everything needed to remove most rounded and rusted lugnuts or wheel locks, where the customer has misplaced the key



30120 THREAD SAVERS

- The best way to fix damaged threads - a 30 second solution to an hour-long job. Repairs wheel studs without removing the caliper, rotor or stud
- Reusable wrap-around thread chasers restore thread to a like-new condition
- Comes with a plastic carrying case
- Lifetime guarantee
- Includes sizes: 7/16"-20, 1/2"-20, 9/16"-18, 5/8"-18, M12x1.25, M12x1.50, M12x1.75 & M14x1.50



T68 WHEEL COVERTOOL

- Removes wheel covers quickly and easily without gouging or scratching
- Replaceable rubber head



T67 WHEEL COVERTOOL

- Heavy duty version of the standard T68
- Replaceable rubber head



TG6002 WHEEL GAUGE

- Bolt Pattern Checker (One Piece Adjustable)



TG6000 WHEEL GAUGE

- Thread checker set for lug nuts and studs
- Contains gauges for: 7/16", 1/2", 9/16", M12x1.25, M12x1.50, M12x1.75, M14x1.25, M14x1.50, M14x2.00



COMPLETE LINE OF LUG NUTS & WHEEL ACCESSORIES AVAILABLE

96090A Contents		
Model	Description	Application
96091	Flat Head	Late model S10s, Jimmys, Explorers, Blazers, F150s, Expeditions, older Dakota 2wd and McGuard lock systems
96092	Pin Head	Import Trucks
96093	Hex Head	Dodge full size and stake bodies, 98-01 full size 4wd
96094	12mm Square Head	All late model GM, remaining 98-03 Dodge trucks
96095	Std Square Head	Older Ford trucks
96096	Slotted Square Head	Dodge Durango, inside the hatch
96097	Bracket	N/A
96098	3/8" Square Head	New Ford models

HOFMANN

3650

Tubeless Fleet Style Changer

- 16" - 24.5" wheels, 20" max width, 47" max diameter
- Electric (220V) single phase power
- Max weight of wheel assembly - 450 lbs
- Comes with star adapter for 22.5" - 24.5" wheels
- Manual positioning of tool arm and tool head



HOFMANN

3850

Tube or Tubeless Changer

- 14" - 26" wheels, 31" max width, 60" max diameter
- Electric (220V) single phase power
- Max weight of wheel assembly - 1400 lbs
- Remote control console
- Manual positioning of tool arm and tool head
- Includes jaw protectors for use with alloy wheels



HOFMANN

980L

HD Balancer for Truck & Passenger Tires

- Wheel diameters of 8" - 30"
- Max weight capacity - 500 lbs
- Max tire size of 20" wide x 50" diameter
- Cones 1.63" - 9.00" & peg kit
- Budd wheel adapter
- Quicknut
- LED display
- Auto distance and diameter measurement
- Electric (110V) power
- Integral pneumatic wheel lift



coats

6450

HD Balancer for Truck Tires

- Wheel diameters of 19.5" - 30"
- Max weight capacity - 500 lbs
- Max tire size of 20" wide x 52" diameter
- Cones 2.44" - 6.95" & peg kit
- LED display
- **2 models:**
- **6450-2D** - Auto distance and diameter
- **6450-3D** - Adds auto width measurement
- Electric (220V) single or three phase power
- **6450-2DK or 6450-3DK (kit) also includes:**
- 550 hydraulic wheel lift
- Budd wheel adapter



coats

CHD-4730

Tubeless Fleet Style Changer

- 14" - 26" wheels, 30.5" max width, 47" max diameter
- Electric (220V) three phase power
- Max weight of wheel assembly - 2800 lbs
- Manual positioning of tool arm and tool head



coats

CHD-6330

Tube or Tubeless Changer

- 13" - 27" wheels, 30.5" max width, 63" max diameter
- Electric (220V) three phase power
- Max weight of wheel assembly - 3300 lbs
- Remote control console
- Manual positioning of tool arm and tool head
- Optional jaw protectors for use with alloy wheels



coats

6275

HD Balancer for Truck Tires - Hand Spin

- Wheel diameters of 10" - 30"
- Max weight capacity - 500 lbs
- Max tire size of 20" wide x 50.5" diameter
- Cones 3.38" - 8.89" & storage tray
- LED display
- Manual data entry
- Electric (115V or 12v DC) power
- Manual crank wheel lift





**5800b
5800ba
5800wl**

**Family of
Tube / Tubeless
and
Agricultural
Tire Changers**

5800b

- 14" - 58" wheels, 59" max width, 95" max diameter
- Electric (220V) three phase power
- Max weight of wheel assembly - 4409 lbs
- Remote control console
- Tool head & tool arm positioning controlled via remote console
- Optional jaw protectors for use with alloy wheels

5800ba

All the features of the 5800b plus:

- Boom mounted controls for more flexibility

5800wl

All the features of the 5800ba plus:

- Wireless controls - the ultimate in technician positioning
- Automatic positioning of the mounting tool with the press of a button



**CHD-9041
CHD-9043
CHD-9551**

**Family of
Tube / Tubeless
and
Agricultural
Tire Changers**

CHD-9041

- 14" - 46" wheels, 42" max width, 90.5" max diameter
- Electric (220V) three phase power
- Max weight of wheel assembly - 3300 lbs
- Remote control console
- Manual positioning of tool arm and tool head
- Optional clamp extensions for up to 56" wheels
- Optional jaw protectors for use with alloy wheels

CHD-9043

All the features of the CHD-9041 plus:

- Max wheel width increases to 43", max weight to 3500 lbs
- Tool arm positioning - controlled via remote console

CHD-9551

All the features of the CHD-9043 plus:

- Max width increases to 51", max diameter to 95", max weight to 3970 lbs
- Tool head positioning - controlled via remote console



4400

Tube or Tubeless Changer

- 14" - 44" wheels, 43" max width, 90" max diameter
- Electric (220V) three phase power
- Remote control console
- Manual positioning of tool arm and tool head
- Optional jaw protectors for use with alloy wheels
- Optional clamp extensions for up to 56" wheels



HD1200

Tube or Tubeless Changer

- 11" - 56" wheels, 58" max width, 98" max diameter
- Electric (220V) three phase power
- Max weight of wheel assembly - 2650 lbs
- Remote control console
- Tool head & tool arm positioning controlled via remote console
- Jaws have plastic inserts to protect alloy wheels
- Optional wireless control console



AG52L

Tube or Tubeless Changer

- 11" - 56" wheels, 38.5" max width, 87" max diameter
- Electric (220V) three phase power
- Max weight of wheel assembly - 2200 lbs
- Remote control console
- Tool arm positioning controlled via remote console
- Jaws have plastic inserts to protect alloy wheels



MONSTER AG TT

Tube or Tubeless Changer

- 14" - 58" wheels, 63" max width, 98" max diameter
- Electric (220V) three phase power
- Max weight of wheel assembly - 3750 lbs
- Wireless remote control console
- Tool head & tool arm positioning controlled via remote console
- Jaws have plastic inserts to protect alloy wheels



35440 DEMOUNT TOOL (THE BLUE COBRA)

- Demounts truck tires from one side - no need to flip wheel over to get to the bottom bead
- Steel construction with nylon rollers and leather wheel protector to prevent damage to aluminum wheels



33195 MOUNT/DEMOUNT SET

- Specifically designed to handle the stiff sidewalls and beads on 19.5" tires
- Set includes: 2 mount/demount tools, 2 bead holders and a leather wheel protector for aluminum wheels

TNT100 MOUNT & DEMOUNT SET (THE GOLDEN TOOL)



- This patented tire tool set is all that is needed to mount & demount a truck tire
- Eliminates the need to lift tire and rim to remove the bottom bead, preventing strain or serious injury
- Demount tool available separately as **TNT100-1**

T11E WOOD HANDLE WEDGE

- 30" long hickory handled bead breaking wedge
- **T11EH:** Replacement handle

TG11E FIBERGLASS HANDLE WEDGE

- 32" long fiberglass handled bead breaking wedge
- **TG11EH:** Replacement handle

T45A TUBELESS TIRE IRON

- 37" long x 3/4" stock

T46A TUBELESS TIRE IRON

- 36" long x 3/4" stock

TIRE SPOONS

- **T19A:** Straight spoon, 30" long x 11/16" stock
- **T20A:** Curved spoon, 30" long x 11/16" stock

LOCK RING TOOLS

- **T23A:** 30" long x 11/16" stock
- **T27A:** 18" long x 11/16" stock

70150 SLIDE HAMMER BEAD BREAKER

- Breaks the most stubborn beads with ease
- User fatigue is reduced thru spring action design, which reduces kickback

BEAD HOLDERS

- Holds the tire bead in place against the wheel when mounting
- Brass (31710) or polymer (70140) construction helps prevent wheel damage



31710 - Brass
(sold each)



70140 - Polymer
(sold each)



TC642P - Painted steel
(sold as a pair)

30125 THREAD SAVERS

- The best way to fix damaged, rusted or painted threads on wheel studs, wheel spindles and standard threaded studs in seconds
- Comes with a plastic carrying case
- Lifetime guarantee
- Includes sizes: 3/4"-16RH, 3/4"-16LH, M22x1.5

BUDD NUT WRENCHES

- Wrench holds outer cap nut securely while turning inner nut
- Available in 2 styles:
Esco: Replaceable polymer tail
KenTool: Standard steel one piece unit
- 3 sizes available:
1-1/2" (Esco **60301** / KenTool **TX9**)
35mm (Esco **60302** / KenTool **TX10**)
41mm (Esco **60303** / KenTool **TX12**)



STUD BRUSHES

- Clean studs the easy way before reinstalling the wheel - clean 10 studs in less than 3 minutes
- 5 sizes available to suit most applications:
12 mm (7/16") 13 mm (1/2")
14 mm (9/16") 16 mm (5/8")
22mm (3/4")
- Replacement brushes available



O-RINGS FOR TUBELESS WHEELS

- For tubeless tires on earthmover, grader, or agricultural equipment
- OR-220-TG** Grader, 20" x .25"
- OR-224-TG** Grader, 24" x .25"
- OR-25-T** Earthmover, 25" x .25"
- OR-325-T** Earthmover, 25" x .375"

-- Other sizes available --

70130 TRUCK WHEEL DOLLY

- Use to lift and position truck wheels for installation
- Rollers to allow wheel rotation to line up studs
- 3" casters for mobility
- 280 lb capacity
- **70132:** Larger version to accommodate super singles, 14" rollers, 450 lb capacity

** See Page 41 for hydraulic and high lift wheel dollies



**COMPLETE LINE OF KENTOOL
TIRE SERVICE TOOLS AVAILABLE**

HYDRAULIC BEAD BREAKERS

- Used with air/hydraulic pumps to break the bead on large wheels
- Wheel design will determine which breaker is required
- All come with female end of quick connect coupler
- Available as a package with a pump & hose


10590 AIR/HYDRAULIC PUMP

- 2 1/2 quart high density polyethylene reservoir
- Ships full of oil
- Air inlet filter keeps air clean
- All metal air motor
- 10,000 psi hydraulic pressure



10592 AIR/HYDRAULIC PUMP

- 5 quart metal reservoir
- Ships full of oil
- Air inlet filter keeps air clean
- All metal air motor.
- 10,000 psi hydraulic pressure



10500 AIR/HYDRAULIC PUMP

- 3 1/2 quart polyglass reservoir
- Ships full of oil
- Air inlet filter keeps air clean
- All metal air motor.
- 10,000 psi hydraulic pressure
- Fastest pump available



10604 HYDRAULIC HOSE ASSEMBLY

- 8', 10,000 psi hose with half coupler (male)
- For use between pump and hydraulic bead breakers




24420 TIRE CAGE - 2 BAR PORTABLE

- Meets or exceeds OSHA standards
- Folds up when not in use – ideal for service trucks
- Dimensions – 52" x 22" x 17"



24430 TIRE CAGE - 3 BAR

- Meets or exceeds OSHA standards
- Holds up to 54" x 20" tire
- Dimensions – 57" x 26" x 22"



24440 TIRE CAGE - 4 BAR

- Meets or exceeds OSHA standards
- Holds up to 54" x 20" tire
- Dimensions – 57" x 26" x 32"



70160 MANUAL BEAD BREAKER

- Excellent for working on tire without removing wheel
- Handles 38" and 42" 14-ply farm tractor and backhoe tires with drop-center rims, as well as ATV and lawnmower tires
- Operates with an air ratchet or manual wrench (not included) - **Not for use with an impact wrench**

10101 "COMBI"

- Works on single, two and three-piece truck wheels, including some new style wheels
- Similar to IMT-210
- Not suitable for 5 piece wheels – see 10100 or 10105



10102

- Works on all 3 piece wheels that replace older 5 piece wheels, including the new high flange wheels
- Designed to work on front or back of wheel with no attachments or accessories
- Clamps easily to wheel - no setup time
- Longer feet than the 10101 for better bead engagement



11075

- Works on all 3 piece wheels
- Aluminum construction, lighter weight alternative to the 10102 (31 lb vs 38 lb)
- Improved version has longer stroke of 3.75"



10105

- Works on 5 pc wheels with bead loosening pockets – primarily 25" and 29" wheels
- Compact design fits on backside of most wheels.
- 2.13" stroke / 10 ton ram



10100

- Works on 5 pc wheels with bead loosening pockets, larger version of 10105
- 4.25" stroke / 13.8 ton ram
- Most popular tool for earthmover tires 25" – 51"
- Same as IMT-1800



10106

- Breaks inside bead on outside dual farm tractor tires
- Requires just 3" of operating space between dual tractor tires
- No need to remove outside wheel to change tire on outside dual
- Similar to IMT-300, but with more spread (24" vs 12") and more power (10 ton vs 4 ton)



HYDRAULIC COUPLERS

- 2 common styles:
Screw Together - used on Esco, AME, OTC and Enerpac tools
Quick Disconnect - Parker style, used on IMT tools



Screw Together Style
10606



10605



Quick Disconnect Style
10626



10625

1" TORQUE WRENCHES

- Breakback style - large break angle makes it hard to over torque
- 2 models available
12007.01: 150 - 600 ft lb range, 49" long
12009.01: 200 - 750 ft lb range, 58" long
- Comes with plastic storage case



LIFTING EQUIPMENT - SERVICE JACKS



71233



200T



3003



HW93652



BH6036

Automotive / SUV Service Jacks

Brand	Model	Capacity (ton)	Low Hgt (in)	Max Hgt (in)	Weight (lb)	Features
Norco	71233	2	2.75	20.0	92	Double pump design, u-joint release valve control, foam handle sleeve
AFF	200T	2	2.75	20.0	99	Double pump design, u-joint release valve control, foam handle sleeve
AFF	3003	3	5.0	21.0	101	Double pump design, u-joint release valve control
Hein Werner	HW93652	3	5.0	23.5	107	Made in USA, u-joint release valve control
Blackhawk	BH6036	3.5	4.0	21.5	109	Quick to Load feature, u-joint release valve control



3120 / 3125



BH6050 / BH6051



BH6057



71500E / 71550E

Heavy Duty Service Jacks - Manual Operation

Brand	Model	Capacity (ton)	Low Hgt (in)	Max Hgt (in)	Chassis L x W (in)	Weight (lb)	Features
AFF	3120	5	6.0	22.5	56.0 x 11.5	254	Manual lifting using handle or foot pedal
Blackhawk	BH6050	5	7.0	27.0	57.8 x 17.0	233	Manual lifting using handle or foot pedal
Blackhawk	BH6057	5	6.5	22.3	52.5 x 17.0	203	Manual lifting, 1 pump to load via foot pedal
Norco	71500E	5	5.6	27.2	62.3 x 11.8	270	Manual lifting, 1 pump to load via foot pedal
AFF	3130	10	7.0	23.0	61.0 x 13.0	366	Manual lifting using handle or foot pedal
Blackhawk	BH6010	10	7.0	27.0	54.8 x 20.0	436	Manual lifting using handle or foot pedal
Blackhawk	BH6107	10	6.9	29.0	55.9 x 19.6	308	Manual lifting, 1 pump to load via foot pedal
Norco	71000D	10	6.1	27.2	68.5 x 14.5	455	Manual lifting, 1 pump to load via foot pedal
Norco	72220A	20	7.2	26.2	71.5 x 16.0	650	Manual lifting, 1 pump to load via foot pedal

Heavy Duty Service Jacks - Air/Hydraulic & Manual Operation

Brand	Model	Capacity (ton)	Low Hgt (in)	Max Hgt (in)	Chassis L x W (in)	Weight (lb)	Features
AFF	3125	5	6.0	22.5	56.0 x 11.5	273	Air/hydraulic or manual lifting using handle or foot pedal
Blackhawk	BH6051	5	7.0	27.0	57.8 x 17.0	237	Air/hydraulic or manual lifting using handle or foot pedal
Norco	71550E	5	5.6	27.2	62.3 x 11.8	270	Air/hydraulic or manual lifting, 1 pump to load via foot pedal
AFF	3135	10	7.0	23.0	61.0 x 13.0	387	Air/hydraulic or manual lifting using handle or foot pedal
Blackhawk	BH6011	10	7.0	27.0	54.8 x 20.0	441	Air/hydraulic or manual lifting using handle or foot pedal
Norco	71100A	10	6.1	27.2	68.5 x 14.5	466	Air/hydraulic or manual lifting, 1 pump to load via foot pedal
Norco	72230A	20	7.2	26.2	71.5 x 16.0	670	Air/hydraulic or manual lifting



3130 / 3135



BH6010 / BH6011



71000D / 71100A



72220A / 72230A



5520B



BH2209



10446



76320A / 76720A



Bottle Jacks - 20 Ton Air/Hydraulic					
Brand	Model	Low Hgt (in)	Max Hgt (in)	Hyd Lift (in)	Ext Screw (in)
AFF	5520B	10.50	20.00	6.25	3.25
Blackhawk	BH2209	9.50	18.25	5.50	3.25
Esco	10446	9.63	18.75	5.63	3.50
Norco	76320A	10.88	20.50	6.75	2.75
Norco	76720A	8.25	14.50	4.00	2.25

BOTTLE JACKS

- Available in 2 to 50 ton capacity





JACK PLATES

- Essential for safe lifting using bottle jacks
- Available in 20 to 100 ton ratings
- Complies with OSHA 29 CFR 1926.305 relating to blocking for a firm foundation



JACK STANDS - 22TON

- Pin style, 22 tons each
- 81222I:** 12" - 20" hgt, 4 position, sold as a pair
- 10455:** 14" - 20" hgt, 3 position, sold each
- 3/8" thick steel base
- Imported



82990C AIR JACK - 10 TON

- Lift range of 17 3/4" to 29 1/4" (49 3/8" using included extensions)
- 3-way heavy duty air valve provides precise control
- Two 8" rubber tread wheels for easy movement
- Removable handle and 8' air hose
- Weight: 178 lbs



JACK STANDS - 3 / 6 / 12 TON

- Ratchet style - available in 3 capacities:
- 81004C:** 3 ton (12" - 17 1/2" hgt)
- 81006D:** 6 ton (16 1/4" - 24 7/8" hgt)
- 81012:** 12 ton (19 5/8" - 29 3/8" hgt)
- (Load rating is per stand - sold in pairs)



565E



14140



BH6221 / BH6222



72200D

22 Ton Air/Hydraulic Truck Jacks						
Brand	Model	Low Hgt (in)	Max Hgt (in)	Hyd Lift (in)	Ext Screw (in)	Adapters included (w/holder)
AFF	565E	8.75	21.50	4.75	4.00	.75", 2.75", 4"
AME	14140	9.25	20.75	4.50	4.00	1", 2", 4"
Blackhawk	BH6221	9.88	22.00	5.75	3.88	1", 2.5"
Blackhawk	BH6222	8.25	21.88	4.75	3.88	1", 2.5", 5"
Norco	72200D	9.00	18.00	4.25	4.25	2.25", 4" & 2.75" saddle

LIFTING EQUIPMENT - TRANSMISSION JACKS



1/2 Ton Under Hoist Transmission Jacks											
Brand	Model	Low Hgt (in)	Max Hgt (in)	Ram Stages	Base (in)	Wgt (lb)	Head Tilt (degrees)			Operation	Optional Fuel Tank Adapter
							Frnt	Rear	Side		
AFF	2158	45.0	71.0	1	23 x 23	103	30	15	n/a	Foot pump	n/a
AFF	3190B	38.0	73.5	2*	38 x 38	203	42	46	12	Foot pump	3198
AFF	3192B	38.0	73.5	2*	38 x 38	218	42	46	12	Air/hydraulic & foot pump	3198
Blackhawk	BH7051	37.8	77.6	2	34 x 36	179	**	**	n/a	Foot pump	BH4080
Blackhawk	BH7055	36.0	73.0	2	34 x 34	196	**	**	n/a	Air/hydraulic & foot pump	BH4080
Norco	72500E	35.0	72.0	2	34 x 37	176	42	46	12	Foot pump	72508
Norco	72550B	35.0	72.0	2	34 x 37	178	42	46	12	Foot pump, double pump	72508
Norco	72450A	36.0	75.0	2	34 x 34	175	42	46	12	Air/hydraulic & foot pump	72508
Ranger	RTJ-1100	45.0	72.0	1	24 x 24	120	**	**	n/a	Foot pump	n/a

* Second stage - capacity is half of rated

** Unit tilts front & rear; range not specified



1 Ton Under Hoist Transmission Jacks											
Brand	Model	Low Hgt (in)	Max Hgt (in)	Ram Stages	Base (in)	Wgt (lb)	Head Tilt (degrees)			Operation	Optional Fuel Tank Adapter
							Frnt	Rear	Side		
AFF	2195B	38.0	73.5	2*	44 x 44	237	30	15	12	Foot pump	3198
Blackhawk	BH7101	48.6	77.4	1	43 x 40	306	**	**	n/a	Foot pump	BH4080
Norco	72700A	45.8	74.3	1	38 x 38	292	45	24	22	Foot pump	n/a
Norco	72701A	41.3	69.4	1	38 x 38	273	45	24	22	Air/hydraulic & foot pump	n/a
Ranger	RTJ-1	37.0	79.5	2*	39 x 39	206	**	**	n/a	Foot pump	n/a

* Second stage - capacity is half of rated

** Unit tilts front & rear; range not specified

BH7011 - 1/2 TON

- Lifting range of 8.5" - 24.75"
- Base size: 15" x 31"
- Saddle tilts to the front, rear & side

BH7210 - 1 TON

- Lifting range of 7.88" - 33.5"
- Base size: 19" x 39"
- Saddle tilts to the front, rear & side

72000DI - 1-1/2 TON

- Lifting range of 7.75" - 36.5"
- Base size: 25" x 45"
- Saddle tilts to the front, rear & side
- Imported (USA made model - 72000D)



UNDER HOIST SUPPORT STANDS



81034A

- 3/4 ton capacity
- 55 1/4" - 81 1/2" range via Acme screw
- Foot pedal provides 1" additional stroke
- Available without foot pedal as **81033A**



81036A

- 1 ton capacity
- 56 1/4" - 94 3/8" range
- 16" hydraulic travel
- Pin adjustments every 2 1/2"
- 3" diameter wheels



3233A

- 2 ton capacity
- 66 1/2" - 73" range via Acme screw

HIGHTONNAGE BOTTLE JACKS

- Air/hydraulic pump and hose required for use - see "Truck Tire Service"
- Lightweight aluminum for easily handling
- Aluminum base plate for a larger footprint and added stability during field use
- 3 models available:
 - 10312:** 55 ton, range 10.5" - 16.5", 33 lbs
 - 10314:** 55 ton, range 14.4" - 24.4", 41 lbs
 - 10300:** 100 ton, range 11.8" - 17.8", 55 lbs



12500 CRIB STAND SET

- 3 piece set; 3", 6" & 9"
- Steel construction
- All pieces interlock when stacked; recess in tops made to fit the base plate of 55 ton bottle jacks
- Maximum capacity - 55 tons



72675 POWERTRAIN LIFT

- Use to remove or install engines, transmissions or battery packs in vehicles on lifts
- 1250 lb capacity
- Height range: 30" - 77"
- Saddle tilts front / rear and to the side
- Air / hydraulic operation
- Shipping weight - 480 lbs
- Can be used with fuel tank saddle 72508



82020 TRUCK RAMPS

- Sold in pairs - 20 ton capacity per pair
- Handles tires with up to 16" tread widths
- Telescopic T-handle extends and lifts up to expose wheels for moving around the shop
- Perforated holes in ramps provide traction
- Non-skid rubber base pad
- **82019:** Narrow version, 10" max tread width



3577 WHEEL DOLLY

- Use to remove or install single or dual truck wheel assemblies safely and easily
- 3/4 ton capacity
- Lift range: 2.5" - 10.25"
- Adjustable arms for different wheel combinations
- Safety chain to secure wheel for transport



82302B HIGH LIFT WHEEL DOLLY

- Use to remove or install single or dual truck wheel assemblies safely and easily, even if vehicle is on a lift
- 1/2 ton capacity
- Lift range: 3" - 41.25"
- 7.5" side to side adjustment for precise wheel placement
- Lifting by a 5:1 geared manual winch, tilt alignment by hydraulic jack
- Safety chain to secure wheel for transport
- Made in USA



1585A POWERTRAIN LIFT

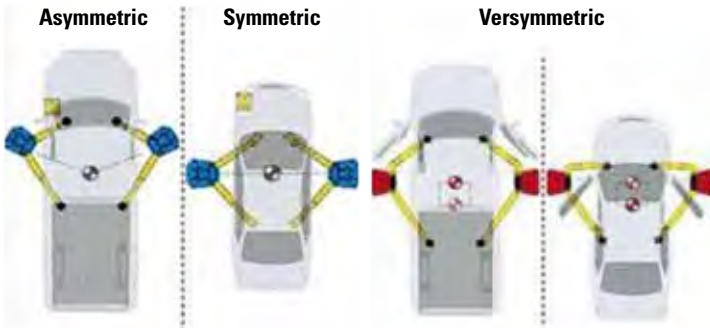
- Use to remove or install engines, transmissions or battery packs in vehicles on lifts
- 1250 lb capacity
- Height range: 29.5" - 68.5"
- Saddle tilts front / rear and to the side
- Air / hydraulic operation
- Shipping weight - 303 lbs

FRAME LIFT JACKS

- Designed to lift the entire front end of a vehicle
- 2 capacities:
 - 82950:** 5 ton (@175 psi), 12.5" - 47.5"
 - 82999:** 10 ton (@200 psi), 12.3" - 49.5"
- Air operation
- Shipping weights:
 - 5 ton - 534 lbs
 - 10 ton - 638 lbs
- Made in USA
- Imported 10 ton available - **82999i**



2 POST FEATURES



Asymmetric: Vehicle is shifted rearward in relation to the columns, which allows more clearance for opening vehicle doors
Symmetric: Vehicle center of gravity is centered on the lift columns
Versymmetric: Can be used in symmetric or asymmetric configuration
TruMetric: Turned column lift (asymmetric) can also be used as symmetric

Arms: 2 or 3 stage - 3 stage gives more flexibility on vehicle positioning when reaching for the chassis pickup points



Screw ups **Screw ups w/stack pads**

Flip ups



Clearfloor



Floorplate

Clearfloor: Most common style, columns have a bar between them at the top where the hydraulic hoses are routed
Floorplate: No upper bar, hoses are routed under a floorplate. Typically used in lifts designed to fit in low ceiling areas

Lift Pad / Adjustment Types

Screw Up: Pad sits on a large threaded rod for height adjustments - use with stackable spacers for more adjustment
Stackables: Pad can be removed and spacers inserted underneath to get the height needed
Flip Up: Arm has a flip up pad that can be set to different heights
Frame Adapters: Made to fit the chassis of vehicles that have frame rails, and will include a raised lip on the side to help secure the frame - available as an option to use with either Screw Up or Stackable style



Challenger Style



Rotary Style



BendPak Style

4 POST FEATURES



Closed Front



Open Front

Closed Front: Most commonly used as a general service lift, but also available as an alignment lift - Lift has a support bar across the front making access to the underside of the vehicle a little more inconvenient
Open Front: Most commonly used as an alignment lift, open front offers easier access to the front end of the vehicle

Alignment Lift Packages

When comparing, make sure each package has all of the same components; some manufacturer's packages contain everything needed, others sell partial packages or each item individually

Rolling Jacks

Air/hydraulic power, lifts using a hydraulic cylinder and scissors, slides or rolls along rails for positioning. Made to fit specific lift models, manufacturer's jacks will not interchange (i.e. a BendPak jack will not fit on a Rotary lift). Required for alignment lifts but also very useful for service lifts

Air Line Kits

Allows multiple rolling jacks to be connected to shop air at a single point - no need for a shop air line to each jack





XPR10A



E10



SPOA10RA

2 POST LIFTS

	Manufacturer	Model	Style	Arm Stages Frt / Rr	Pad Type	Overall Hgt (in)	Overall Width (in)	Inside Column Width (in)	Drive Thru Width (in)	Optional Heights (in)	Accessories / Notes
10,000 lb Capacity	BendPak	XPR10A	TruMetric	3 / 2	Stackables	145	145 / 132	112 / 99	102 / 89	168	Adj width, 4 - 3" & 4 - 6" spacers
	BendPak	XPR10	Symmetric	3 / 2	Stackables	145	145 / 132	115 / 102	106 / 93	168	Adj width, 4 - 3" & 4 - 6" spacers
	Challenger	E10	Versymmetric	3 / 2	Screw up	144	132	110	98	168	
	Challenger	CL10	Versymmetric	3 / 2	Screw up	140	144 / 139	115 / 110	105 / 100	164 / 176	Adj width
	Challenger	CL10-V3	Versymmetric	3 / 3	Screw up	140	144 / 139	115 / 110	105 / 100	164 / 176	Adj width
	Rotary	SPO10	Symmetric	2 / 2	Flip ups	141	137	114	102	153 / 165	Flip ups w/FJ6115 extension set
	Rotary	SPOA10	Asymmetric	2 / 2	Flip ups	141	137	107	95	153 / 165	Flip ups w/FJ6115 extension set
	Rotary	SPO10RA	Symmetric	3 / 3	Screw up	141	137	114	102	153 / 165	Includes FJ6197 frame adapters
	Rotary	SPOA10RA	Asymmetric	3 / 2	Screw up	141	137	107	95	153 / 165	Includes FJ6197 frame adapters
9,000 lb Capacity	BendPak	XPR9	Symmetric**	2 / 2	Stackables	113	145 / 132	118 / 105	106 / 93		Adj width, 4 - 3" & 4 - 6" spacers
	BendPak	XPR9D	Symmetric*	2 / 2	Stackables	145	145 / 132	118 / 102	106 / 93		Adj width, 4 - 3" & 4 - 6" spacers
	Challenger	CLFP9	Symmetric**	3 / 3	Stackables	121	138	109	98		
12,000 lb Capacity	BendPak	XPR12C	Symmetric	2 / 2	Stackables	170	155	120	106	192	4 - 3" & 4 - 6" spacers
	Challenger	E12	Symmetric	2 / 2	Screw up	175 / 166	140	115	103	190 / 199	4 - 3" & 2 - 6" spacers, 10318 frame adapters
	Challenger	12000	Symmetric	2 / 2	Stackables	164	142	114	104	176 / 188	4 - 3" & 2 - 6" spacers, 10318 frame adapters
	Rotary	SPO12TA	Symmetric	3 / 3	Screw up	164	137	113	102	176 / 188	4 - 3.5" & 4 - 5" spacers, FJ6197 frame adapters
15,000 lb Capacity	BendPak	XPR15C	Symmetric	2 / 2	Stackables	170	144	120	106	192	4 - 3" & 4 - 6" spacers
	Challenger	15000	Symmetric	3 / 3	Stackables	174	155	120	106	198	4 - 3" & 2 - 6" spacers, 10318 frame adapters
	Rotary	SPO15	Symmetric	2 / 2	Screw up	180 / 198	155	120	106		4 - 5" & 2 - 10" spacers, FJ6197 frame adapters

*Floorplate models

** Floorplate models w/chain lifting



CLFP9



2 POST ACCESSORIES

- BendPak**
Stackable spacers
 5746390 (3.0"), 5746395 (6.0"), 5746355 (10.0") - Each
Frame adapters
 5215506 - Each
- Challenger**
Stackable spacer sets
 10315 - Set of 4 x 3.0", 2 x 6.0" + rack
Frame adapters
 10318 - Set of 4
- Rotary**
Stackable spacers sets (all but flip up style units)
 FJ7880 - Set of 4 x 3.5", 4 x 5.0" + rack
Frame adapters (all but flip up style units)
 FJ6197 - Set of 4
- Replacement rubber pads also available - call with lift model number**

SERVICE LIFTS - 4 POST / SCISSORS

	Manufacturer	Model	Capacity (lb)	Max Wheelbase (in)	Runway Width (in)	Overall Length* (in)	Overall Width (in)	Max Lift Hgt (in)
Closed Front	Challenger	4015XFX	15,000	210	20	272	135	78
	Challenger	4015EFX	15,000	182	20	245	135	78
	BendPak	HDS14X	14,000	225	20	271	130	78
	Rotary	SM14EL2	14,000	206	20	273	133	74
	Forward	CR14X	14,000	204	20	270	137	74
	BendPak	HDS14	14,000	187	20	241	130	78
	Rotary	SM14L	14,000	182	20	249	133	74
	Forward	CR14	14,000	180	20	246	137	74
	Challenger	4P12XFX	12,000	210	20	272	131	78
	Challenger	4P12EFX	12,000	182	20	245	131	78
Open Front	Challenger	4015XFO	15,000	210	20	276	142F/135R	78
	Challenger	4015EFO	15,000	182	20	249	142F/135R	78
	Rotary	SM014EL2	14,000	212	20	284	139	74
	Forward	CRO14EL2	14,000	212	20	284	139	74
	Rotary	SM014L	14,000	192	20	264	139	74
	Forward	CRO14	14,000	192	20	264	139	74
	Rotary	SM014S	14,000	158	20	230	139	74
Scissors	Rotary	Y12EL1	12,000	189	24	270	88	68
	Rotary	Y12L	12,000	179	24	260	88	68
	BendPak	XR12000	12,000	171	24	269	86	68



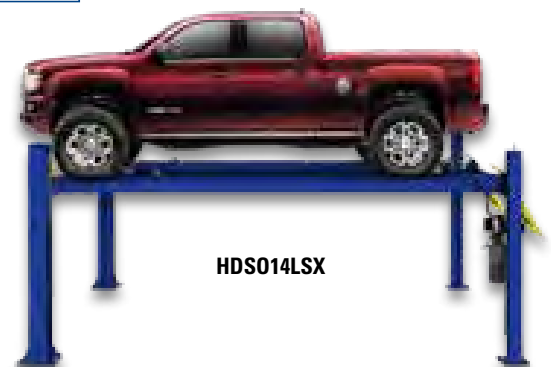
SM14 w/optional jacks



CRO14



AR4015EA0



HDS014LSX



BLA14178

ALIGNMENT - 4 POST / SCISSORS

	Manufacturer	Model	Capacity (lb)	Max 2 Wheel Align (in)	Runway Width (in)	Overall Length* (in)	Overall Width (in)
Closed Front	Challenger	AR4015XAX ¹	15,000	194	20	272	135
	Challenger	AR4015EAX ¹	15,000	166	20	245	135
	BendPak	HDS14LSXE ²	14,000	212	20	271	130
	BendPak	HDS14LSX ²	14,000	182	20	241	130
Open Front	Challenger	AR4015XAO ¹	15,000	194	20	276	142F/135R
	Challenger	AR4015EAO ¹	15,000	166	20	249	142F/135R
	Forward	OR14EL2 ⁵	14,000	208	20	284	139
	Hofmann	EELR705A ³	14,000	188	22	270	141
	Forward	OR14 ⁵	14,000	188	20	264	139
BendPak	HDS014LSX ²	14,000	182	20	244	143F/130R	
Scissors	Hofmann	BLA14178 ³	14,000	188	26	270	93
	Rotary	YA12EL1 ⁴	12,000	174	24	270	88
	BendPak	XR12000A ²	12,000	194	24	297	86
Rotary	YA12L ⁴	12,000	164	24	260	88	

*Overall length includes approach ramps

¹ Alignment lift package comes with stainless steel turntables, 2 rolling jacks and airline kit

² Alignment lift package comes with carbon steel turntables only, **add jacks & airline kit separately**

³ Alignment lift package comes with 2 rolling jacks & airline kit, **add turntables separately**

⁴ Alignment lift only, **add turntables, jacks & airline kit separately**

⁵ Alignment lift and airline kit only, **add turntables, jacks separately**

ROLLING JACKS

Manufacturer	Model	Capacity (lb)	Manufacturer	Model	Capacity (lb)
Challenger	RJ-7.5	7,500	Forward	AJ701000	7,000
BendPak	RJ-7	7,000	BendPak	RJ-6	6,000
Hofmann	RJ-217	7,000	Challenger	RJ-6	6,000
Rotary	RJ7000	7,000	Rotary	RJ6000	6,000



9000 LB CAPACITY 4 POST LIFTS

- Available in multiple configurations; from a narrow single car rack to a rack that will lift 2 cars
- Use for service work in your home shop, or as 2 level vehicle storage
- Standard width lifts can be set up with runways moved into narrow position for more flexibility
- Standard power requirement is 220 volt; 110 volt option available
- Broad assortment of accessories to make service work or storage more efficient

Model	Max Wheelbase (in)	Runway Width (in)	Width Between Runways (in)**		Overall Length* (in)	Outside Length (in)	Overall Width (in)	Max Lift Hgt (in)
			Narrow	Wide				
HD9	152	19	37.50	44.38	200	174	117	74
HD9ST	152	19	37.50	n/a	200	174	100	74
HD9STX	176	19	37.50	n/a	224	198	100	86
HD9XW	176	19	37.50	44.38	224	198	117	86
HD9XL	176	19	37.25	44.00	224	198	117	74
HD9SW	152	19	37.00	42.00	200	174	206	77
HD9SWX	176	19	37.00	42.00	224	198	206	89

*Overall length includes approach ramps


**Use of some accessories may limit range of runway positions, see notes below

9K 4 POST ACCESSORIES

- **5700301 Drip Tray Set** - catches leaks from the upper car. Set includes 2 trays (37" x 44")
- **RJ45 Rolling Jack** - 4500 lb capacity air/hydraulic unit
- **Jack Trays** - Use with a pair of bottle jacks to lift the end of a vehicle. A lower dollar alternative to a rolling jack. 2 styles available:
JP6 - Adjustable length, will work in wide or narrow position, 6000 lb capacity
JP3 - Non-adjustable length, works only in narrow position, 3000 lb capacity
- **5210997 Caster Kit** - Allows you to move the lift around your shop (when unloaded)
- **Solid Aluminum Deck** - Fill the gap between runways with diamond plate aluminum for drip protection and additional storage (not to be used as a jack tray)
- **Extended Approach Ramps (Steel)** - 48" long ramps (standard is 36"); available as an optional upgrade at time of purchase, or may be purchased separately
- **Aluminum Approach Ramps** - Lightweight diamond plate, available as an optional upgrade or may be purchased separately



5700301



Aluminum Deck

**Aluminum ramps do not hang on the runways and serve as a rear tire stop like standard units
 Tire stop kit should be used with these ramps



RJ45



Jack Tray

(bottle jacks not included)



MR6



SP7X

SPECIALTY SCISSORS LIFTS


Manufacturer	Model	Capacity (lb)	Description	Accessories
Challenger	SRM10	10,000	Low rise (22")	4 - 2 position adapters
Rotary	VLXS10	10,000	Low rise (22")	4 - 3 position adapters
Rotary	VLXS7	7,000	Low rise (22")	8 pc pad set
BendPak	LR60	6,000	Low rise (29")	4 rubber lift blocks
BendPak	LR60P	6,000	Portable low rise (29")	4 rubber lift blocks
Challenger	MR6	6,000	Portable mid rise (53") swing arm	8 pc adapter set
Forward	6000MRL	6,000	Portable mid rise (45") swing arm	4 pc adapter set
BendPak	MD6XP	6,000	Portable mid rise (48") swing arm	12 pc adapter set
BendPak	SP7X	7,000	Full rise (70")	



- Hofmann imaging alignment systems are available fully loaded with features & premium software, or with standard software - load up with all the options you want or as few as you need
- Standard system features:
 - Network capable Dell PC w/mouse (except 600) - no proprietary hardware
 - Color inkjet printer
 - Mobile steel cabinet (except 600)
 - Wheel clamps (13-20" inside / 15-24" outside)
 - 2 camera / sensor assemblies
 - 4 wheel targets
 - Steering wheel holder
 - Brake pedal depressor
 - Setup and training
- Available models:
 - Geoliner 780:** Pro42 software & 24" LCD display
Automatic camera positioning - cameras track the targets and move to the correct height
Ultra high resolution targets & cameras
Wireless remote
Ride height target kit
 - Geoliner 680:** Pro42 software & 24" LCD display
(Optional 26" or 32" LCD monitor)
Ultra high resolution targets & cameras
Wireless remote
Ride height target kit
 - Geoliner 670:** Pro42 software & 19" LCD display
Ultra high resolution targets & cameras
Wireless remote
 - Geoliner 650:** Pro32 software & 17" LCD display
 - Geoliner 600:** Pro32 software & 17" LCD display
Space saver configuration - no roller cabinet
Everything mounts on the camera boom tower
 - Geoliner 550 & Geoliner 500:** Pro32 software & 17" LCD display (Laptop w/10" display on the 500)
Hybrid imaging system - no boom required
 - Geoliner 500:** Cameras mount on the rear wheels / targets on the front
(Limited Warranty) Data is transferred from cameras to console via Bluetooth
- Camera boom options: (Choose One - 680 / 670 / 650)
 - EAA0321J01A:** Fixed position camera boom tower
 - EAA0353J73A:** Tilt camera boom tower
 - EAA0321J19B:** Multi-level camera boom tower
- Pro42 Software Features
 - Cross Diagonal Measurement** - Helps diagnose possible collision damage & identify frame or structural related issues
 - Rolling Radius Measurement** - Steering pull can result from tire diameters varying too much
 - Modified Vehicles Capability** - Allows easy alignment on vehicles that have been raised or lowered, where just following OE specs will not do it
 - EZ Access Software (680 only)** - Allows wheels-off alignment for vehicles where tire size or body style makes adjustments difficult
 - Ride Height Measurement (Std 680 / Optional 670)** - Easily measure / verify vehicle ride height
- Optional Accessories
 - EZ-Stream Scan Tool (680 / 670)** - Allows reset of some steering angle sensors from the alignment console (EAK0284B10A1)
 - Drive-On Camera Aid (680 / 670)** - Makes positioning the vehicle on the lift a one man job (EAK0289J91A)
 - VIN Code Reader (680 / 670)** - Scans the VIN code - eliminates the possibility of errors by manual data input (EAK0289J86A)
 - Ride Height Target Kit (670)** - (EAK0256J71A)
 - Alloy Quick Clamp Kit** - Clamps the target to the wheel with less risk of scratching - actual attachment and holding done from the outside of the tire - the regular clamps are used for location only - (EAK0268J63A)
 - Clamp Extensions** - Increase maximum clamping diameter to 28" (EAK0268J62A)



680 w/multi-level boom & high resolution cameras



600 space saver system



550 hybrid system

TIRE STORAGE RACKS

- Racks come in 2 styles:
 - Single entry:** mounts against the wall - access from one side
 - Double entry:** freestanding - access from both sides
- Support bar height is adjustable
- Starter racks include 2 ends and support bars
- Adder racks include 1 end and support bars
- Wall mounting hardware included with single entry racks



Starter Tire Rack				Adder Tire Rack			
Single Entry Tire Rack							
Model	No. of tiers	No. of tires*	Size WxDxH	Model	No. of tiers	No. of tires*	Size WxDxH
R2-2SES	2	16	5' x 1' x 5'	R2-2SEA	2	16	5' x 1' x 5'
R2-3SES	3	24	5' x 1' x 7'	R2-3SEA	3	24	5' x 1' x 7'
R2-4SES	4	32	5' x 1' x 10'	R2-4SEA	4	32	5' x 1' x 10'
R2-5SES	5	40	5' x 1' x 12'	R2-5SEA	5	40	5' x 1' x 12'
R2-6SES	6	48	5' x 1' x 15'	R2-6SEA	6	48	5' x 1' x 15'
Double Entry Tire Rack							
Model	No. of tiers	No. of tires*	Size WxDxH	Model	No. of tiers	No. of tires*	Size WxDxH
R2-2DES	2	32	5' x 3'6" x 5'	R2-2DEA	2	32	5' x 3'6" x 5'
R2-3DES	3	48	5' x 3'6" x 7'	R2-3DEA	3	48	5' x 3'6" x 7'
R2-4DES	4	64	5' x 3'6" x 10'	R2-4DEA	4	64	5' x 3'6" x 10'
R2-5DES	5	80	5' x 3'6" x 12'	R2-5DEA	5	80	5' x 3'6" x 12'
R2-6DES	6	96	5' x 3'6" x 15'	R2-6DEA	6	96	5' x 3'6" x 15'

*Tire quantity depends on tire size




1478 TIRE DISPLAY

- 2 Tier, 4 caster unit with sign bar
- Fits up to 10 tires per tier
- Shown with optional locking bar and sign

1804 TIRE DISPLAY

- 3 tier, 2 wheel (16" pneumatic) unit
- Fits up to 10 tires per tier
- Shown with optional sign and sign bar
- Use the 1898 tote jack for easy movement around the shop or lot
- Rack is UPS shippable knocked-down in three cartons



1278 TIRE DISPLAY

- 2 Tier, 2 wheel unit with sign bar
- Fits up to 10 tires per tier
- Shown with optional sign
- Use the 1898 tote jack for easy movement around the shop or lot
- Optional locking bars not shown



1898 TOTE JACK

- For moving tire displays 1278 & 1804
- All-steel, welded construction
- Gloss black weather-resistant baked enamel finish
- Extra-heavy-duty 10" ball bearing wheels



TCTIRE CART

- Foot-operated lever adjusts arms to handle 23" thru 35" outside diameter tires
- Gas spring automatically closes the arms that grip the tires - all you have to do is push down on the pedal, slide the cart into the stack of tires, and release the pedal
- Pneumatic tires



EZ-1FTIRE CART

- Handles 23" thru 36" OD tires
- Foot pedal actuated positive lock
- Semi-pneumatic tires





EVAPORATIVE COOLING UNITS

- Works where traditional air conditioning is not practical; lowers ambient temperature by an average of 20 degrees
- Inexpensive to operate (110 volt electrical & tap water) and environmentally friendly
- One piece molded plastic housing - no leaks
- Units sized to fit through standard door openings and are completely portable
- Garden hose (3/4") connection supplies water
- Units available with 700 -4500 sq ft cooling capacity



31400 PARTS WASHER

- 40 gallon capacity
- 50 GPH pump
- 45" wide x 21 1/4" tank



RS-500 PARTS WASHER

- Automatic parts washing using heated water based solution
- 500 lb capacity turntable w/parts tree
- Inside dimensions: 43" x 32" x 32"
- 50 gallon tank - 70 gpm pump
- 12 gauge steel construction
- Cycle timer
- Automatic oil skimmer
- Comes with 25 lbs of soap
- Larger model available - **RS-750** - same features except 1000 lb capacity and inside dimensions of 54" x 32" x 32"



7326 BEARING & ROTOR PULLER

- The Hub-Shark® System lets you pull and press any hub or bearing
- Replace the front wheel bearing on front wheel drive vehicles without removing the steering knuckle from the vehicle
- Pulls trapped rotors
- Set comes in 2 plastic storage cases



812 PRESS - 12 TON

- Bottle jack style with arbor plates
- 6 3/4" stroke
- 7 sets of holes for height adjustment of the bed



BH8202 PRESS - 25 TON

- Ram style with arbor plates
- 6" stroke
- 8 sets of holes for height adjustment of the bed

PRESSES AVAILABLE UPTO 100 TON CAPACITY



STEP PLATE SETS


- Necessary for pulling and installing bearings, gears or other parts found on hollow shafts or housings



8075 - 11 pc set - (1" - 2 1/2" dia)



8076 - 6 pc set - (2 5/8" - 3 1/2" dia)



52PP4 PRESS PLATE SET

- For use with 12 & 20 ton presses
- 4 piece set
- Size: 12" x 3" x 3/4"

7400 STRUT COMPRESSOR

- The 7400 can handle the heaviest coil-over-shocks, the Ford F-150 and even the Toyota RAV-4 without need for additional adaptors
- Easy access to the spring and longer handles for extra torque
- Optional bench mount (741) and mobile cart mount (744) available



COLLISION REPAIR KIT - 4 TON

- Available with cast nodular iron or forged steel adapters
- 904004B** - (shown) Forged adapters
- 904005** - Cast adapters
- Kit contains:
 - Plastic carrying case
 - 10,000 psi pump
 - 6' hose
 - 4" stroke ram
 - Wedge ram (1/2 ton)
 - Extension tubes (4", 8", 12", 16")
 - Tube connector
 - Serrated saddle
 - Rubber head
 - Wedge head
 - Ram toe
 - Plunger toe
 - Rubber faced flat base
 - 90 degree "V" base



31510 6" GRINDER

- 1/2 hp ball bearing motor
- 1/2" arbor
- Work light
- Adjustable tool rests & eye shields
- Comes with 2 wheels (3/4" wide)

31520 8" GRINDER

- 3/4 hp ball bearing motor
- 5/8" arbor
- Work light
- Adjustable tool rests & eye shields
- Comes with 2 wheels (1" wide)

COLLISION REPAIR KIT - 10 TON

- Available with cast nodular iron or forged steel adapters
- 910005B** - (shown) Forged adapters
- 910006** - Cast adapters
- Kit contains:
 - Wheeled plastic case
 - 10,000 psi pump
 - 6' hose
 - 6" stroke ram
 - Wedge ram (1/2 ton)
 - Extension tubes (5", 10", 14", 19")
 - Tube connector
 - Serrated saddle
 - Rubber head
 - Wedge head
 - Ram toe
 - Plunger toe
 - Flat base
 - 90 degree "V" base



31500 GRINDER STAND

- Adjustable height from 28" - 36"
- 12 1/4" x 10" steel table top, slotted for easy grinder installation



31501 GRINDER STAND

- 32" table height
- 12 1/4" x 10" steel table top, slotted for easy grinder installation



9306



746



676

COLLISION REPAIR KIT - 20 TON

- Forged steel adapters
- Kit **920020** contains:
 - 2 steel cases
 - 2 speed 10,000 psi pump
 - 5' hose
 - 5" stroke ram
 - Extension tubes (2 x 3", 5", 10", 20", 27 1/2")
 - Threaded couplers (3x)
 - 3 1/2" saddle (2x)
 - 6 1/2" base (2x)
 - Toe lift
 - Wedge head
 - "V" head



BENCH VISES

Manufacturer	Model	Jaw Width (in)	Jaw Opening (in)	Weight (lb)
ATD	9306	6.0	7.0	56
Wilton	746	6.0	5.7	64
Wilton	676	6.5	5.5	43



RP-20FC FILTER CRUSHER

- 10 tons of air powered crushing pressure
- 20 second crush time
- Crushes to 25% of original size / removes 95% of the oil
- Dimensions: 30" high x 17" x 17"
- Opening for filters: 11" high x 8" x 8"
- Optional bolt-on stand: **RP-20FCS**





990 WORK BENCH

- 1750 lb capacity - 10 gauge top
- 2 - 12 gauge shelves (550 lb each)
- 79" long x 25" deep
- Powder coated



992 WORK BENCH

- 1750 lb capacity - 10 gauge top
- 1 - 12 gauge shelf (550 lb capacity)
- 2 lockable drawers w/ball bearing slides
- 59" long x 25" deep
- Powder coated



994 TEARDOWN TABLE

- 1000 lb capacity - 10 gauge top
- 4" locking casters
- 1 shelf / 1 drawer / removeable fluid catch
- 48" long x 31" deep
- Powder coated



3904 HYD LIFT CART

- 1100 lb capacity
- Foot pedal operated
- 32" long x 19 1/2" wide
- Lifts from 11" to 36"



RTB-13DC TOOL CABINET

- 13 drawers
- Ball bearing slides
- Comes with drawer liners
- Powder coated
- 42" wide x 19" deep x 40" high
- 5" diameter x 2" wide urethane casters



RTB-8DT TOOL CHEST

- 8 drawers
- Ball bearing slides
- Comes with drawer liners
- Powder coated
- 41 1/2" wide x 18 1/2" deep x 17 1/2" high



8075SE AUTO DARKENING WELDING HELMET

- Automatically changes filter screen from clear to dark in 1/25,000 of a second
- Variable shade adjustment
- German made lens
- Utilizes high performance solar cells as power supply



COMPACT MIG WELDERS



- 2 models to choose from:
FP-135: 90 amp, 40% duty cycle, 1/4" max steel weld, 115V
FP-165: 130 amp, 20% duty cycle, 3/8" max steel weld, 230V
- Can used to weld with or without shielding gas (welds with solid or flux cored wire)
- 2 lb and 10 lb wire spool capacity
- Comes complete with: argon regulator, 10 ft Tweco MIG gun, 6 ft ground cable, 6 ft power cable with plug, welding nozzle and tip, spool of .030 MIG welding wire, instruction manual



FP-260 200 AMP MIG WELDER

- 60% duty cycle, 5/8" max steel weld, 230V
- Ideal for fabrication work, garage/auto body, fleet, farm and ranch repairs
- Features quick change internal polarity adjustment that makes changing from MIG (GMAW) to Flux Cored (FCAW) welding processes quick and easy
- Comes complete with: argon regulator, 10 ft Helvi® style MIG gun, 10 ft ground cable and work clamp, 10 ft power cord (without plug), welding nozzle and tip, spool of .035 MIG welding wire



97354 1/2" TORQUE WRENCH

- 25-250 ft lb range
- **Uni-directional - works in clockwise direction only**
- "Clicker" type wrench, with automatic lock in of torque setting and ratchet head
- Rubber coated head and handle
- Comes with plastic storage case




S3T425 1/2" TORQUE WRENCH

- 25-250 ft lb range
- "Clicker" type wrench with ratchet head
- Comes with plastic storage case
- Imported



97355 3/4" TORQUE WRENCH

- 100-600 ft lb range
- "Clicker" type wrench, with automatic lock in of torque setting and ratchet head
- Comes with plastic storage case



S3T660 3/4" TORQUE WRENCH

- 100-600 ft lb range
- "Clicker" type wrench with ratchet head
- Comes with plastic storage case
- Imported



SERVICE REMINDER LABEL PRINTER



- Keep your customers coming back
- Includes 1 ribbon and keyboard
- 13 templates included in the system
- Use with generic labels or custom labels with your logo
- Generic labels available in 2 styles, in either white or clear, 500 per roll



Custom Labels Available



TL500G TIRE LABELS

- Adhesive backed
- Roll of 500, 3" x 6"



WOH-25 WORK ORDER HOLDER

- 10 1/2" x 14 1/2"
- Top entry with handle
- 25 per box



FLOOR MATS

FM1000FP60#

- Standard strength - Generic message
- 60# paper, 17" x 22" - 1000 per box

FM500WS

- Wet HD strength - Generic message
- 80# latex, 17" x 22" - 500 per box

FM500PL

- Plastic Slip-N-Grip - Generic message
- 2.0 mil thk, 16 1/2" x 21" - 500 per roll

Custom printing available



TIRE BAGS

Protect the interior of your customer's car when they want to take old tires home or buy carry out. Tire bags come in 2 sizes:

TB250HD Heavy Duty Tire Bags

- 1.0 mil thick plastic bag, 250 per roll
- Size - 33" x 6" x 44"

TB250STD Tire Bags

- 0.8 mil thick plastic bag, 250 per roll
- Size - 24" x 12" x 40"



PROTECTIVE SEAT COVERS

SC500TB

- 0.5 mil thick plastic cover, 500 per roll
- Slip-N-Grip construction grips the seat

SC250P

- 0.7 mil thick plastic cover, 250 per roll
- Premium unit for maximum coverage

LOADED DISPENSER RACK

- Mobile vehicle protection dispenser rack
- Locking casters
- Spring loaded stops for rolled products
- Includes a startup kit with:
 - SC250P seat cover** - roll of 250
 - TB250STD tire bag** - roll of 100
 - FM500PL floor mat** - roll of 500
 - FM1000FP60# floor mat** - box of 500
 - WC500SHOWER wheel cover** - box of 250
- **Parts bag** - roll of 500




5002 TIRE TOOL STATION

- Keeps tire installation equipment organized - impact guns, sockets & torque sticks located on one stand
- Includes 2 - 50041 coil hoses

67000 TORQUE WRENCH CHECKER

- Regular verification of torque wrench accuracy will prevent surprises and torquing errors
- For use with all 1/2" drive torque wrenches
- Range: 0-180 ft lbs
- Accuracy: +/- 2%



VISION 100 HEADLIGHT AIMER

- Approved for all state inspection programs
- Easy to use - square the unit to the vehicle using lasers, then, based on arrow prompts on the LCD screen, move to find the optical center of the lens
- Rechargeable battery w/charger and track included



 www.affjaxx.com	 www.ameintl.net	 www.associatedequip.com	 www.bartecusa.com	 www.bendpak.com
 www.shinnfuamerica.com	 www.branick.com	 www.centraltools.com	 www.industrialair.com	 www.challengelifts.com
 www.cp.com/us/en	 www.ammcoats.com	 www.corghiusa.us	 www.counteractbalancing.com	 www.imiproducts.com
 www.esco.net	 www.flodynamics.com	 www.31inc.com	 www.haltec.com	 www.haweke-usa.com
 www.hofmann-usa.com	 www.ingersollrandproducts.com	 www.johndow.com	 www.kentool.com	 www.litools.com
 www.movittire.com	 www.nitrofill.com	 www.norcoindustries.com	 www.otctools.com	 www.perfectequipment.com
 www.port-a-cool.com	 www.bendpak.com	 www.readylift.com	 www.redlinedetection.com	 www.rematiptop.com
 www.robinair.com	 www.rotarylift.com	 www.rtitech.com	 www.schrader-bridgeport.com	 www.petoskeyplastics.com
 www.steelmantools.com	 www.tsissg.com	 www.warrensteel.com	 www.wpss.com	 www.whtknight.com

READYLIFT[®] SUSPENSION INC.

LIFT & LEVELING KITS

- Available for most trucks & suspension styles - level your current suspension setup, or raise it up for more tire clearance
- Everything from complete vehicle kits, to strut extensions, coil spring spacers, torsion keys & leaf spring lift blocks
- Easy to install and remove if you decide to return the vehicle to stock condition



Leaf Spring Block Kits



Coil Spring Spacers



Strut Extensions



SST Lift Kits



CUSTOM SCREEN PRINTED PROMOTIONAL ITEMS

- Get your company name in front of your customers
- Hats / shirts / pens / phone labels / magnetic business cards & more
- Call for quote

