

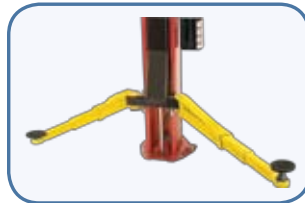
**Versymmetric®  
Technology**

**10,000 lb. capacity Versymmetric® 2-Post Lifts**



## CL10V3

- Offset 3-stage front arms+ 3-stage rear arms
- Single sweep spotting of virtually any vehicle
- Adjustable width / height extensions available
- Custom color options
- Ceiling height required: 12'
- 2 year parts warranty
- 1 year labor warranty
- ALI/ETL Certified
- OEM Service Program Approved



Model#: CL10V3



## VS10

- 3-stage front arms
- Adjustable height & width
- Red or Blue Only
- Ceiling height required: 12' 2"
- 1 year parts warranty
- 1 year labor warranty
- ALI/ETL Certified




Model#: VS10




## E10

- 3-Stage front arms
- Red or Blue Only
- Ceiling height required: 12' \*
- 1 year parts warranty
- No labor warranty
- ALI/ETL Certified



Model#: E10



# Versymmetric® Technology



**CL10V3**



**VS10**



**E10**

## Quick Comparison:

Versymmetric® Arm Configuration	Offset 3-stage front arms + 3-stage rear arms	3-stage front arms	3-stage front arms
Front Arm Reach	19 <sup>13</sup> / <sub>16</sub> " to 42"	21 <sup>3</sup> / <sub>4</sub> " to 43 <sup>1</sup> / <sub>2</sub> "	21 <sup>3</sup> / <sub>4</sub> " to 39 <sup>1</sup> / <sub>4</sub> "
Rear Arm Reach	37 <sup>5</sup> / <sub>8</sub> " to 60"	38 <sup>5</sup> / <sub>8</sub> " to 61 <sup>3</sup> / <sub>8</sub> "	38 <sup>1</sup> / <sub>4</sub> " to 55 <sup>3</sup> / <sub>8</sub> "
Screw Pad Height	3 <sup>7</sup> / <sub>8</sub> " to 7 <sup>1</sup> / <sub>8</sub> "	3 <sup>7</sup> / <sub>8</sub> " to 7 <sup>1</sup> / <sub>8</sub> "	4" to 7 <sup>1</sup> / <sub>2</sub> "
Column Height	11' 8"	Adjustable: 11' 11 <sup>1</sup> / <sub>2</sub> " or 12' 5 <sup>1</sup> / <sub>2</sub> "	11' 11 <sup>7</sup> / <sub>8</sub> "
Ceiling Height Required	12'	12' 2" or 12' 6 <sup>1</sup> / <sub>2</sub> "	12' *
Column Height Extension Available	2' and 3'	Not available	Not available
Cylinder at Full Stroke	11' 11"	12' 13 <sup>8</sup> / <sub>8</sub> "	NA
Width	Adjustable: 11' 6 <sup>1</sup> / <sub>2</sub> " / 11' 11"	Adjustable: 10' 11" / 11' 4 <sup>3</sup> / <sub>4</sub> "	10' 11 <sup>3</sup> / <sub>4</sub> "
Drive Thru Clearance	100 <sup>1</sup> / <sub>2</sub> " / 105"	92 <sup>3</sup> / <sub>8</sub> " / 98 <sup>3</sup> / <sub>8</sub> "	98 <sup>3</sup> / <sub>8</sub> "
Speed of Rise	48 sec.	52 sec.	50 sec.
Color Options	Custom	Red/Blue Only	Red/Blue Only
Available Optional Accessories	DPC / Column Ext. B10264 / 10315	B10264 & 10315	B10264 & 10315
Warranty	2 year parts 1 year labor	1 year parts 1 year labor	1 year parts

## Optional Accessories:



**Dual Pendant Controls**  
(for CL10series only) Part# DPC



**Column Extensions**  
(for CL10series only) 2' and 3'



**Air/Electric Workstation**  
Part# B10264



**Stack Adapter Kit**  
Part# 10315

For more information, contact your Authorized Challenger Lifts Distributor.

\* Ceiling height requirement may exceed 12' if column shimming is necessary.



The Automotive Lift Institute (ALI) certifies that the CL10series, VS10 and E10 described herein comply with the applicable provisions of the American National Standards ANSI/ALI ALCTV 2006 and are Third Party Validated by the ETL Testing Laboratory.



AAIA  
Automotive Aftermarket  
Industry Association



CHALLENGER LIFTS, INC.  
200 Cabel Street  
Louisville, Kentucky 40206

Phone Toll-Free: 800-648-5438  
502-625-0700  
Fax: 502-625-0711

E-mail: [sales@challengerlifts.com](mailto:sales@challengerlifts.com)

Challenger Lifts, Inc. reserves the right to make changes to specifications without notice and without making changes retroactive. Unloading, installation and oil not included.